

Gloucester Park Race 1 Distance 2536m

Friday, 13 September 2024


Gross Time: 3:06.60 MileRate: 1:58.40 LeadTime: 69.20s First Qtr: 30.50s Second Qtr: 29.70s Third Qtr: 28.80s Fourth Qtr: 28.40s

DATA TABLE: 800 / 400 Posi's are position from leader and (how wide the horse was at that position)

No	Horse	Plc	Mar	800 Posi	400 Posi	Time	3rd Qtr	4th Qt
1	DARK EYES	1	0.0m	0.0m (0)	0.0m (0)	3:06.60	28.80s	28.40s
9	ROCK ME OVER	2	1.4m	0.4m (1)	2.0m (1)	3:06.70	28.91s	28.36s
10	LOMBO MITCHINSON	3	5.8m	4.0m (0)	4.4m (0)	3:07.03	28.83s	28.50s
4	BARBADOS	4	10.1m	8.4m (1)	11.2m (1)	3:07.35	29.00s	28.32s
12	TUX AND TAILS	5	10.3m	11.8m (0)	12.8m (0)	3:07.37	28.87s	28.22s
6	EYE BETTER	6	13.9m	15.6m (0)	16.8m (0)	3:07.64	28.88s	28.20s
5	CLOUD NINE	7	16.1m	12.6m (1)	15.6m (1)	3:07.80	29.01s	28.44s
8	PIERRE WHITBY	8	19.0m	19.8m (0)	22.0m (0)	3:08.02	28.95s	28.19s
7	TUBBS FARQUHAR	9	21.7m	16.6m (1)	19.8m (1)	3:08.22	29.03s	28.53s
2	AMAZING AMERICAN	10	27.4m	4.4m (1)	7.0m (1)	3:08.64	29.00s	29.84s
11	MADDY MADDY	11	79.4m	7.8m (0)	8.8m (0)	3:12.52	28.91s	33.38s

Finish Position and metres gained

First Arrow shows distance gain/loss from 2nd Qtr to 3rd Qtr, Second Arrow shows distance gain/loss from 3rd Qtr to Finish
Blue arrow indicates best gain in these quarters.



800

Visual positions in race at 2nd Quarter



400

Visual positions in race at 3rd Quarter



Gloucester Park Race 2 Distance 2130m

Friday, 13 September 2024

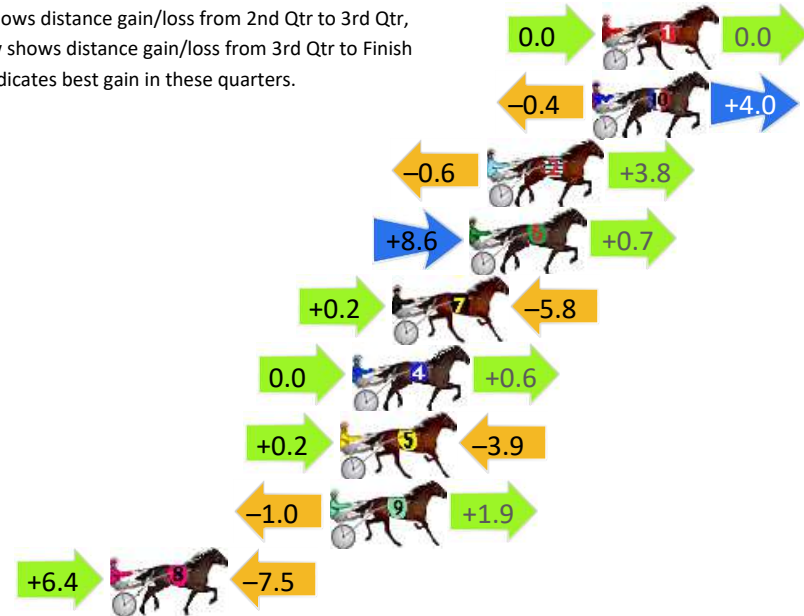
Gross Time: 2:32.80 MileRate: 1:55.50 LeadTime: 36.80s First Qtr: 29.80s Second Qtr: 29.60s Third Qtr: 28.20s Fourth Qtr: 28.40s

DATA TABLE: 800 / 400 Posi's are position from leader and (how wide the horse was at that position)

NoHorse	Plc	Mar	800 Posi	400 Posi	Time	3rd Qtr	4th Qt
1 ELDAYTONA	1	0.0m	0.0m (0)	0.0m (0)	2:32.80	28.20s	28.40s
10 ROCKMYSTER	2	0.4m	4.0m (0)	4.4m (0)	2:32.83	28.23s	28.12s
2 FASTER THAN DAD	3	4.6m	7.8m (0)	8.4m (0)	2:33.14	28.24s	28.13s
6 STAR CASINO	4	5.3m	14.6m (1)	6.0m (2)	2:33.20	27.60s	28.35s
7 SOLESSEO MATUCA	5	8.4m	2.8m (1)	2.6m (1)	2:33.43	28.18s	28.81s
4 WONDERFUL TO FLY	6	10.0m	10.6m (1)	10.6m (1)	2:33.55	28.20s	28.36s
5 REGAL CHEVAL	7	10.5m	6.8m (1)	6.6m (1)	2:33.58	28.18s	28.68s
9 MEDIEVAL MAN	8	10.9m	11.8m (0)	12.8m (0)	2:33.61	28.27s	28.27s
8 CHIVALRY	9	19.7m	18.6m (1)	12.2m (2)	2:34.27	27.75s	28.93s

Finish Position and metres gained

First Arrow shows distance gain/loss from 2nd Qtr to 3rd Qtr, Second Arrow shows distance gain/loss from 3rd Qtr to Finish Blue arrow indicates best gain in these quarters.



800

Visual positions in race at 2nd Quarter



400

Visual positions in race at 3rd Quarter



Gloucester Park Race 3 Distance 1730m

Friday, 13 September 2024


Gross Time: 2:03.70 MileRate: 1:55.00 LeadTime: 7.80s First Qtr: 29.70s Second Qtr: 30.00s Third Qtr: 28.00s Fourth Qtr: 28.20s

DATA TABLE: 800 / 400 Posi's are position from leader and (how wide the horse was at that position)

No	Horse	Plc	Mar	800 Posi	400 Posi	Time	3rd Qtr	4th Qt
1	ME FLASH	1	0.0m	0.0m (0)	0.0m (0)	2:03.70	28.00s	28.20s
3	SOHO FIRESTONE	2	0.4m	1.4m (1)	1.5m (1)	2:03.73	28.00s	28.13s
10	ROCK ARTIST	3	4.2m	4.6m (0)	4.0m (0)	2:04.01	27.96s	28.23s
11	BELLEZZA NERA	4	4.8m	8.9m (0)	8.6m (0)	2:04.06	27.98s	27.96s
5	ILLAWONG MUSTANG	5	5.0m	11.8m (1)	11.5m (1)	2:04.07	27.98s	27.77s
2	NAME IN LIGHTS	6	6.6m	6.3m (1)	7.5m (1)	2:04.19	28.08s	28.17s
4	VEGAS STRIP	7	7.2m	9.2m (2)	4.1m (2)	2:04.23	27.64s	28.45s
7	DUTY BOUND	8	10.6m	17.0m (0)	14.3m (0)	2:04.49	27.82s	27.99s
9	CHILLIN	9	11.4m	22.1m (0)	18.6m (0)	2:04.54	27.76s	27.74s
8	TASHS SPARTAN	10	19.4m	17.2m (1)	16.9m (1)	2:05.14	27.98s	28.46s
6	OUR MAJOR JACK	11	22.8m	13.2m (2)	18.7m (2)	2:05.39	28.38s	28.59s

Finish Position and metres gained

First Arrow shows distance gain/loss from 2nd Qtr to 3rd Qtr, Second Arrow shows distance gain/loss from 3rd Qtr to Finish
Blue arrow indicates best gain in these quarters.



800

Visual positions in race at 2nd Quarter



400

Visual positions in race at 3rd Quarter

Gloucester Park Race 4 Distance 2130m



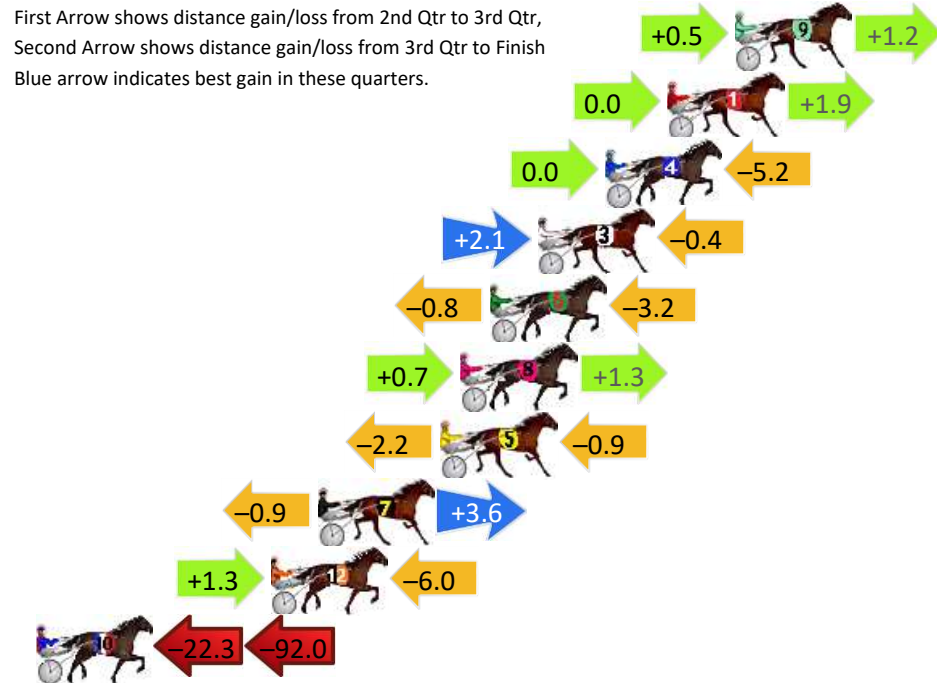
Friday, 13 September 2024

Gross Time: 2:34.00 MileRate: 1:56.40 LeadTime: 37.40s First Qtr: 31.00s Second Qtr: 29.20s Third Qtr: 27.80s Fourth Qtr: 28.60s

DATA TABLE: 800 / 400 Posi's are position from leader and (how wide the horse was at that position)

No	Horse	Plc	Mar	800 Posi	400 Posi	Time	3rd Qtr	4th Qt
9	GOODFELLAZ	1	0.0m	1.7m (1)	1.2m (1)	2:34.00	27.76s	28.52s
1	FRANCO MECCA	2	2.7m	4.6m (0)	4.6m (0)	2:34.20	27.80s	28.48s
4	IDEAL TOMADO	3	5.2m	0.0m (0)	0.0m (0)	2:34.39	27.80s	28.99s
3	SUGAR STREET	4	7.9m	9.6m (1)	7.5m (2)	2:34.59	27.66s	28.67s
6	LAMANDIER	5	9.8m	5.8m (1)	6.6m (1)	2:34.74	27.86s	28.87s
8	MY ULTIMATE CHEVRON	6	11.0m	13.0m (0)	12.3m (1)	2:34.83	27.76s	28.57s
5	STATE OF HEAVEN	7	11.8m	8.7m (0)	10.9m (0)	2:34.89	27.96s	28.73s
7	ROCKNROLL ELLIOT	8	16.7m	19.4m (1)	20.3m (0)	2:35.25	27.88s	28.43s
12	BEYOND THE SEA	9	18.6m	13.9m (1)	12.6m (2)	2:35.40	27.72s	29.11s
10	WALL STREET GIRL	10	273.5m	159.2m (0)	181.5m (0)	2:54.54	29.52s	36.42s

Finish Position and metres gained



Gloucester Park Race 5 Distance 2130m

Friday, 13 September 2024

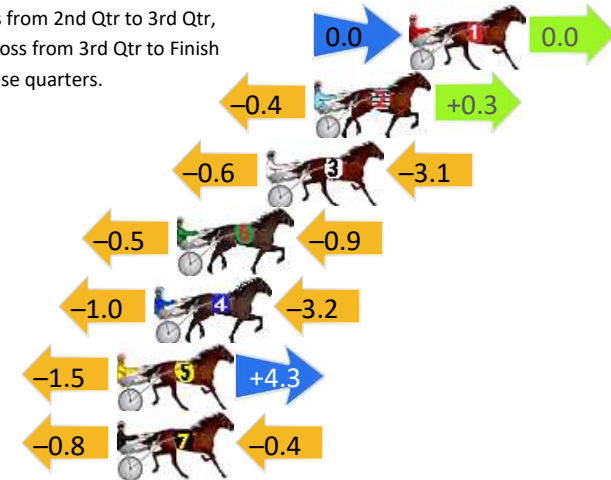
Gross Time: 2:33.80 MileRate: 1:56.20 LeadTime: 38.00s First Qtr: 30.30s Second Qtr: 30.00s Third Qtr: 28.40s Fourth Qtr: 27.10s

DATA TABLE: 800 / 400 Posi's are position from leader and (how wide the horse was at that position)

No	Horse	Plc	Mar	800 Posi	400 Posi	Time	3rd Qtr	4th Qt
1	SANGUE REALE	1	0.0m	0.0m (0)	0.0m (0)	2:33.80	28.40s	27.10s
2	TALKS UP A STORM	2	3.8m	3.7m (0)	4.1m (0)	2:34.07	28.42s	27.09s
3	ARMA EINSTEIN	3	5.7m	2.0m (1)	2.6m (1)	2:34.21	28.44s	27.32s
6	CORDERO	4	9.3m	7.9m (0)	8.4m (0)	2:34.46	28.42s	27.18s
4	SOHO DOW JONES	5	10.2m	6.0m (1)	7.0m (1)	2:34.53	28.46s	27.35s
5	BLAZE COOPS	6	11.7m	14.5m (0)	16.0m (0)	2:34.64	28.48s	26.84s
7	STEEL THE SHOW	7	11.7m	10.5m (1)	11.3m (1)	2:34.64	28.44s	27.15s

Finish Position and metres gained

First Arrow shows distance gain/loss from 2nd Qtr to 3rd Qtr,
Second Arrow shows distance gain/loss from 3rd Qtr to Finish
Blue arrow indicates best gain in these quarters.



8
0
0

Visual positions in race at 2nd Quarter



4
0
0

Visual positions in race at 3rd Quarter



Gloucester Park Race 6 Distance 2130m

Friday, 13 September 2024

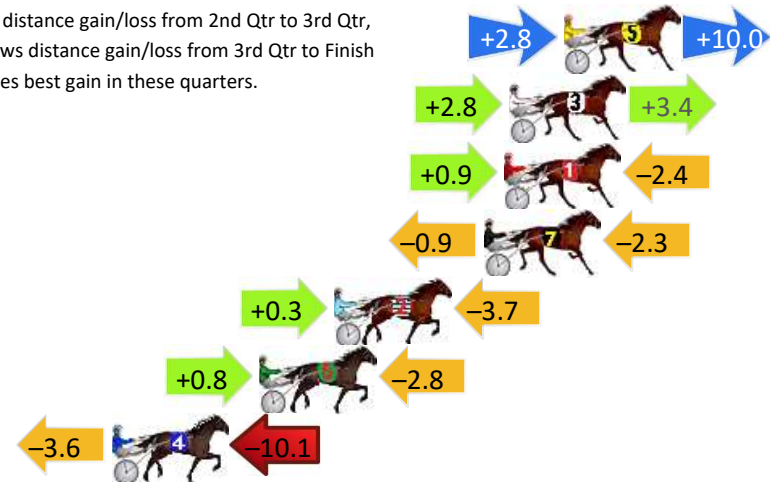
Gross Time: 2:32.60 MileRate: 1:55.30 LeadTime: 36.40s First Qtr: 30.00s Second Qtr: 27.70s Third Qtr: 28.90s Fourth Qtr: 29.60s

DATA TABLE: 800 / 400 Posi's are position from leader and (how wide the horse was at that position)

No	Horse	Plc	Mar	800 Posi	400 Posi	Time	3rd Qtr	4th Qt
5	CARANA	1	0.0m	12.8m (1)	10.0m (2)	2:32.60	28.74s	28.88s
3	ARMA XFACTOR	2	2.2m	8.4m (1)	5.6m (2)	2:32.77	28.72s	29.37s
1	OTIS	3	2.4m	0.9m (0)	0.0m (0)	2:32.79	28.84s	29.79s
7	MIKI JET	4	3.2m	0.0m (1)	0.9m (1)	2:32.85	28.96s	29.79s
2	MIDDLEPAGE	5	9.2m	5.8m (0)	5.5m (0)	2:33.31	28.90s	29.91s
6	RASCAL	6	12.2m	10.2m (0)	9.4m (0)	2:33.55	28.88s	29.87s
4	HAMPTON BANNER	7	18.1m	4.4m (1)	8.0m (1)	2:34.00	29.18s	30.42s

Finish Position and metres gained

First Arrow shows distance gain/loss from 2nd Qtr to 3rd Qtr, Second Arrow shows distance gain/loss from 3rd Qtr to Finish
Blue arrow indicates best gain in these quarters.



800

Visual positions in race at 2nd Quarter



400

Visual positions in race at 3rd Quarter



Gloucester Park Race 7 Distance 2130m

Friday, 13 September 2024

Gross Time: 2:34.10 MileRate: 1:56.40 LeadTime: 34.50s First Qtr: 32.00s Second Qtr: 29.60s Third Qtr: 28.70s Fourth Qtr: 29.30s

DATA TABLE: 800 / 400 Posi's are position from leader and (how wide the horse was at that position)

No	Horse	Plc	Mar	800 Posi	400 Posi	Time	3rd Qtr	4th Qt
1	CASTELLA DELLACQUA	1	0.0m	8.7m (0)	5.9m (2)	2:34.10	28.50s	28.88s
12	ZEPHYRA	2	4.3m	0.0m (1)	0.0m (0)	2:34.43	28.70s	29.63s
10	SISTER CHERIE	3	8.4m	12.9m (0)	8.9m (1)	2:34.75	28.42s	29.30s
6	SOVRANA	4	12.3m	14.0m (2)	10.6m (3)	2:35.05	28.47s	29.48s
9	STORMYSKYES	5	14.6m	26.9m (0)	20.8m (0)	2:35.22	28.28s	28.92s
5	SOHO SERAPHINE	6	15.7m	4.2m (0)	5.0m (0)	2:35.31	28.76s	30.15s
11	BRAMANTE STEPS	7	17.0m	16.8m (0)	12.2m (0)	2:35.41	28.38s	29.73s
3	MAKE YOUR MARK	8	17.6m	15.4m (1)	15.0m (2)	2:35.45	28.68s	29.57s
2	MONTANA GLORY	9	20.8m	3.9m (1)	2.0m (1)	2:35.70	28.56s	30.76s
4	ELSAMAY	10	21.3m	22.2m (0)	16.1m (0)	2:35.74	28.28s	29.78s
7	DONTBESILLYCHILLI	11	23.3m	9.5m (2)	9.8m (2)	2:35.89	28.72s	30.39s
8	ALTA QUEEN	12	26.4m	10.9m (1)	12.8m (1)	2:36.13	28.84s	30.41s

Finish Position and metres gained

First Arrow shows distance gain/loss from 2nd Qtr to 3rd Qtr, Second Arrow shows distance gain/loss from 3rd Qtr to Finish
Blue arrow indicates best gain in these quarters.



800

Visual positions in race at 2nd Quarter



400

Visual positions in race at 3rd Quarter



Sectional Analysis Software

Not just form | Free Trial

www.facebook.com/PJHarnessRacing



RISE Digital, Harness Racing Australia nor the provider accepts any responsibility for the completeness or accuracy of any of the information contained herein, and makes no representations about its suitability for any particular purpose. Users should make their own judgements about those matters and/or seek independent advice. You assume all risks associated with use of data provided on this page

Gloucester Park Race 8 Distance 2536m

Friday, 13 September 2024

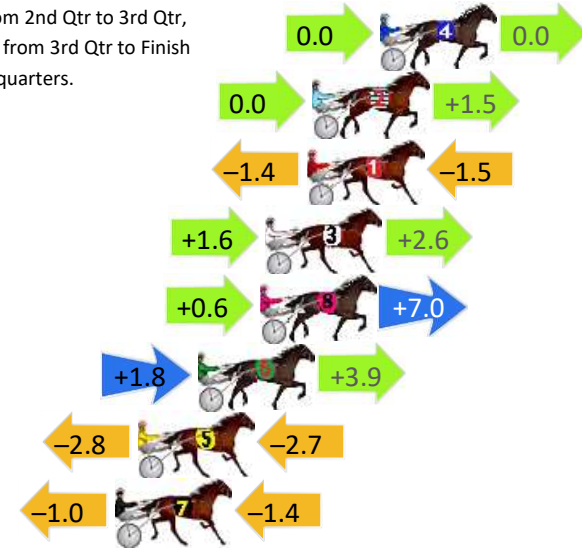
Gross Time: 3:08.30 MileRate: 1:59.50 LeadTime: 72.00s First Qtr: 30.00s Second Qtr: 28.70s Third Qtr: 28.50s Fourth Qtr: 29.10s

DATA TABLE: 800 / 400 Posi's are position from leader and (how wide the horse was at that position)

No	Horse	Plc	Mar	800 Posi	400 Posi	Time	3rd Qtr	4th Qt
4	ALTA TRIBUTE	1	0.0m	0.0m (1)	0.0m (1)	3:08.30	28.50s	29.10s
2	BLAZE AWAY	2	2.7m	4.2m (0)	4.2m (1)	3:08.51	28.50s	29.01s
1	MIKIS PRIDE	3	2.9m	0.0m (0)	1.4m (0)	3:08.52	28.60s	29.22s
3	PETES HONOUR	4	4.6m	8.8m (0)	7.2m (0)	3:08.65	28.40s	28.93s
8	IM LIGHTNING BANNER	5	4.8m	12.4m (1)	11.8m (2)	3:08.67	28.46s	28.62s
6	CABERNEIGH	6	7.3m	13.0m (0)	11.2m (0)	3:08.86	28.38s	28.86s
5	CORK CAN RUN	7	9.7m	4.2m (1)	7.0m (2)	3:09.04	28.70s	29.34s
7	PRINCE OF PAIN	8	10.6m	8.2m (1)	9.2m (1)	3:09.11	28.58s	29.25s

Finish Position and metres gained

First Arrow shows distance gain/loss from 2nd Qtr to 3rd Qtr, Second Arrow shows distance gain/loss from 3rd Qtr to Finish
Blue arrow indicates best gain in these quarters.



8
0
0

Visual positions in race at 2nd Quarter



4
0
0

Visual positions in race at 3rd Quarter



Gloucester Park Race 9 Distance 2130m

Friday, 13 September 2024

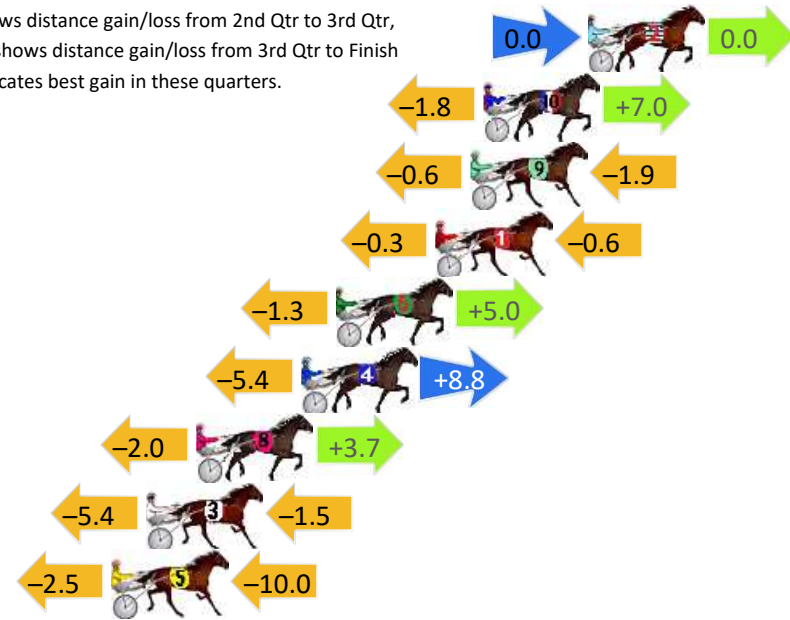
Gross Time: 2:35.60 MileRate: 1:57.60 LeadTime: 37.30s First Qtr: 29.70s Second Qtr: 29.80s Third Qtr: 29.20s Fourth Qtr: 29.60s

DATA TABLE: 800 / 400 Posi's are position from leader and (how wide the horse was at that position)

NoHorse	Plc	Mar	800 Posi	400 Posi	Time	3rd Qtr	4th Qt
2 BEYOND BLING	1	0.0m	0.0m (0)	0.0m (0)	2:35.60	29.20s	29.60s
10 HENGHENG	2	4.2m	9.4m (0)	11.2m (0)	2:35.93	29.34s	29.11s
9 MAJOR FREEWAY	3	4.7m	2.2m (1)	2.8m (1)	2:35.96	29.24s	29.76s
1 FOLLOW THE MUSIC	4	6.1m	5.2m (0)	5.5m (0)	2:36.07	29.22s	29.67s
6 RECOVER LOVER	5	10.1m	13.8m (0)	15.1m (0)	2:36.38	29.30s	29.28s
4 JOHNNY LOMBO	6	11.5m	14.9m (1)	20.3m (1)	2:36.49	29.60s	29.01s
8 SIDSTREPO	7	15.7m	17.4m (0)	19.4m (0)	2:36.82	29.36s	29.40s
3 TRITRITTBANGBANG	8	17.7m	10.8m (1)	16.2m (1)	2:36.97	29.60s	29.79s
5 SEVEN NO TRUMPS	9	19.1m	6.6m (1)	9.1m (1)	2:37.08	29.38s	30.42s

Finish Position and metres gained

First Arrow shows distance gain/loss from 2nd Qtr to 3rd Qtr, Second Arrow shows distance gain/loss from 3rd Qtr to Finish
Blue arrow indicates best gain in these quarters.



800

Visual positions in race at 2nd Quarter



400

Visual positions in race at 3rd Quarter



Gloucester Park Race 10 Distance 2130m

Friday, 13 September 2024

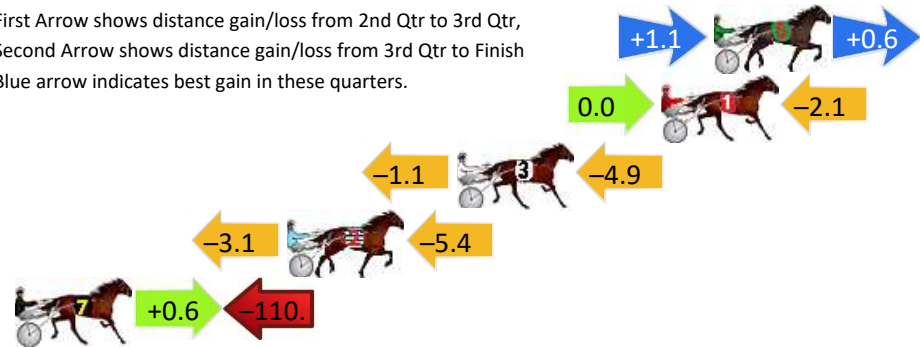
Gross Time: 2:37.10 MileRate: 1:58.70 LeadTime: 37.80s First Qtr: 32.10s Second Qtr: 30.60s Third Qtr: 28.20s Fourth Qtr: 28.40s

DATA TABLE: 800 / 400 Posi's are position from leader and (how wide the horse was at that position)

NoHorse	Plc	Mar	800 Posi	400 Posi	Time	3rd Qtr	4th Qt
6 CAPTAINSHAVTIME	1	0.0m	1.7m (1)	0.6m (1)	2:37.10	28.12s	28.36s
1 RUIA	2	2.1m	0.0m (0)	0.0m (0)	2:37.26	28.20s	28.56s
3 RUBY LOU	3	10.3m	4.3m (0)	5.4m (0)	2:37.87	28.28s	28.79s
2 WICKED LOVER	4	17.1m	8.6m (0)	11.7m (0)	2:38.38	28.42s	28.86s
7 KINKY	5	116.3m	6.0m (1)	5.4m (1)	2:45.78	28.16s	36.69s

Finish Position and metres gained

First Arrow shows distance gain/loss from 2nd Qtr to 3rd Qtr,
Second Arrow shows distance gain/loss from 3rd Qtr to Finish
Blue arrow indicates best gain in these quarters.



8
0
0

Visual positions in race at 2nd Quarter



4
0
0

Visual positions in race at 3rd Quarter

