

Gloucester Park Race 1 Distance 2130m

Tuesday, 10 September 2024

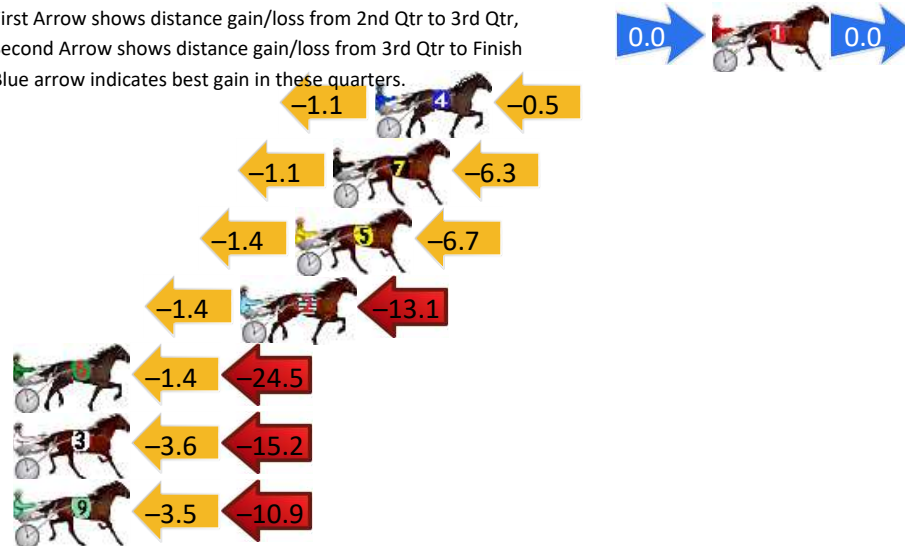
Gross Time: 2:35.30 MileRate: 1:57.30 LeadTime: 36.20s First Qtr: 30.20s Second Qtr: 30.70s Third Qtr: 29.10s Fourth Qtr: 29.10s

DATA TABLE: 800 / 400 Posi's are position from leader and (how wide the horse was at that position)

No	Horse	Plc	Mar	800 Posi	400 Posi	Time	3rd Qtr	4th Qt
1	MIKIS PRIDE	1	0.0m	0.0m (0)	0.0m (0)	2:35.30	29.10s	29.10s
4	MONEY TIME MADNESS	2	13.5m	11.9m (1)	13.0m (1)	2:36.33	29.18s	29.19s
7	BLACKSAMURAI	3	15.2m	7.8m (1)	8.9m (1)	2:36.46	29.18s	29.62s
5	SPINNER OF YARNS	4	16.7m	8.6m (0)	10.0m (0)	2:36.57	29.20s	29.65s
2	A DUKE TO BE	5	18.9m	4.4m (0)	5.8m (0)	2:36.74	29.20s	30.12s
6	YOUR GRACE	6	29.2m	3.3m (1)	4.7m (1)	2:37.53	29.20s	30.99s
3	VEEFORVICTORY	7	31.5m	12.7m (0)	16.3m (0)	2:37.70	29.36s	30.32s
9	SOUNDS LIKE FUN	8	31.6m	17.2m (0)	20.7m (0)	2:37.71	29.36s	30.01s

Finish Position and metres gained

First Arrow shows distance gain/loss from 2nd Qtr to 3rd Qtr, Second Arrow shows distance gain/loss from 3rd Qtr to Finish
Blue arrow indicates best gain in these quarters.



8
0
0

Visual positions in race at 2nd Quarter



4
0
0

Visual positions in race at 3rd Quarter



Gloucester Park Race 2 Distance 2130m

Tuesday, 10 September 2024


Gross Time: 2:37.20 MileRate: 1:58.70 LeadTime: 38.10s First Qtr: 30.40s Second Qtr: 29.50s Third Qtr: 29.60s Fourth Qtr: 29.60s

DATA TABLE: 800 / 400 Posi's are position from leader and (how wide the horse was at that position)

No	Horse	Plc	Mar	800 Posi	400 Posi	Time	3rd Qtr	4th Qt
3	RECOVER LOVER	1	0.0m	5.2m (1)	5.7m (1)	2:37.20	29.64s	29.18s
4	ROCKNROLL SLOY	2	4.5m	1.1m (1)	1.4m (1)	2:37.55	29.62s	29.85s
2	POCKETFUL OF OPALS	3	5.2m	0.0m (0)	0.0m (0)	2:37.60	29.60s	30.00s
1	UNLUCKY	4	6.4m	4.6m (0)	4.4m (0)	2:37.70	29.58s	29.78s
13	SHES A MARE	5	8.8m	9.3m (1)	10.1m (1)	2:37.88	29.66s	29.54s
12	CHERRY ON THE CAKE	6	9.3m	12.6m (0)	13.3m (0)	2:37.92	29.66s	29.34s
7	CAPTAINS BEACHBABE	7	11.2m	16.9m (1)	17.7m (1)	2:38.07	29.66s	29.17s
5	ALFA PRINCESS	8	11.6m	21.3m (0)	21.8m (0)	2:38.10	29.64s	28.90s
6	FOLLOW THE MILKYWAY	9	13.5m	12.8m (1)	13.9m (1)	2:38.25	29.68s	29.63s
10	ASHIMA	10	13.5m	8.5m (0)	8.7m (0)	2:38.25	29.62s	30.01s
9	FOLLOW MY STRIDE	11	15.4m	17.2m (0)	17.9m (0)	2:38.39	29.66s	29.47s

Finish Position and metres gained

First Arrow shows distance gain/loss from 2nd Qtr to 3rd Qtr, Second Arrow shows distance gain/loss from 3rd Qtr to Finish
Blue arrow indicates best gain in these quarters.



800

Visual positions in race at 2nd Quarter



400

Visual positions in race at 3rd Quarter



Sectional Analysis Software

Not just form | Free Trial

www.facebook.com/PJHarnessRacing



RISE Digital, Harness Racing Australia nor the provider accepts any responsibility for the completeness or accuracy of any of the information contained herein, and makes no representations about its suitability for any particular purpose. Users should make their own judgements about those matters and/or seek independent advice. You assume all risks associated with use of data provided on this page

Gloucester Park Race 3 Distance 2130m

Tuesday, 10 September 2024


Gross Time: 2:35.90 MileRate: 1:57.80 LeadTime: 36.80s First Qtr: 30.60s Second Qtr: 30.60s Third Qtr: 29.60s Fourth Qtr: 28.30s

DATA TABLE: 800 / 400 Posi's are position from leader and (how wide the horse was at that position)

No	Horse	Plc	Mar	800 Posi	400 Posi	Time	3rd Qtr	4th Qt
1	ROCKET CITY	1	0.0m	0.0m (0)	0.0m (0)	2:35.90	29.60s	28.30s
2	DWAYNE	2	13.3m	8.4m (0)	10.6m (0)	2:36.89	29.74s	28.53s
8	RODASI	3	14.8m	1.6m (1)	3.7m (1)	2:37.00	29.74s	29.14s
6	MAJOR OVERS	4	20.6m	6.0m (1)	7.5m (1)	2:37.43	29.70s	29.29s
4	FIORD	5	25.2m	12.5m (0)	14.5m (0)	2:37.77	29.72s	29.13s
7	CAMS BOULDER	6	26.9m	18.2m (1)	16.2m (1)	2:37.90	29.42s	29.14s
3	SPRING LINE	7	28.0m	14.1m (1)	12.0m (1)	2:37.98	29.42s	29.52s
5	SEVEN NO TRUMPS	8	33.7m	10.1m (1)	10.1m (2)	2:38.41	29.58s	30.08s
10	RISING SPIRIT	9	39.1m	4.4m (0)	6.4m (0)	2:38.81	29.74s	30.75s
9	ROCKNROLL NUGGET	10	120.6m	16.6m (0)	26.4m (0)	2:44.87	30.28s	35.37s

Finish Position and metres gained

First Arrow shows distance gain/loss from 2nd Qtr to 3rd Qtr, Second Arrow shows distance gain/loss from 3rd Qtr to Finish
Blue arrow indicates best gain in these quarters.



800

Visual positions in race at 2nd Quarter



400

Visual positions in race at 3rd Quarter

Gloucester Park Race 4 Distance 2130m


Tuesday, 10 September 2024

Gross Time: 2:39.00 MileRate: 2:00.10 LeadTime: 38.60s First Qtr: 31.90s Second Qtr: 30.30s Third Qtr: 29.30s Fourth Qtr: 28.90s

DATA TABLE: 800 / 400 Posi's are position from leader and (how wide the horse was at that position)

No	Horse	Plc	Mar	800 Posi	400 Posi	Time	3rd Qtr	4th Qt
2	CRY HAVOC	1	0.0m	0.0m (0)	0.0m (0)	2:39.00	29.30s	28.90s
10	MAJOR MANHATTAN	2	5.0m	10.2m (1)	9.8m (2)	2:39.38	29.27s	28.57s
1	STELLA MAJOR	3	10.4m	3.9m (0)	5.3m (0)	2:39.79	29.40s	29.31s
4	BEALAWYER	4	16.7m	14.6m (1)	14.4m (1)	2:40.27	29.28s	29.12s
11	JOE WITH THE FLOW	5	17.4m	8.2m (0)	10.0m (0)	2:40.32	29.42s	29.50s
5	FIREPLAY	6	19.7m	12.4m (0)	14.1m (0)	2:40.49	29.42s	29.37s
6	SUNPATRA	7	20.8m	15.4m (2)	5.5m (2)	2:40.58	28.58s	30.08s
7	ISAIDBOO	8	21.1m	16.8m (0)	18.0m (0)	2:40.60	29.38s	29.20s
8	ONE FOR DAVE ANDME	9	22.8m	10.7m (2)	1.5m (2)	2:40.73	28.63s	30.52s
9	SIR BELVEDERE	10	29.9m	1.9m (1)	3.1m (1)	2:41.27	29.38s	30.95s
3	BETTOR CLASS	11	30.4m	6.1m (1)	7.5m (1)	2:41.31	29.40s	30.66s

Finish Position and metres gained



800

Visual positions in race at 2nd Quarter



400

Visual positions in race at 3rd Quarter



Sectional Analysis Software
Not just form | Free Trial



RISE Digital, Harness Racing Australia nor the provider accepts any responsibility for the completeness or accuracy of any of the information contained herein, and makes no representations about its suitability for any particular purpose. Users should make their own judgements about those matters and/or seek independent advice. You assume all risks associated with use of data provided on this page

www.facebook.com/PJHarnessRacing

Gloucester Park Race 5 Distance 2536m

Tuesday, 10 September 2024


Gross Time: 3:06.10 MileRate: 1:58.10 LeadTime: 65.80s First Qtr: 30.80s Second Qtr: 29.30s Third Qtr: 29.80s Fourth Qtr: 30.40s

DATA TABLE: 800 / 400 Posi's are position from leader and (how wide the horse was at that position)

No	Horse	Plc	Mar	800 Posi	400 Posi	Time	3rd Qtr	4th Qt
4	PEACEFUL	1	0.0m	0.0m (0)	0.0m (0)	3:06.10	29.80s	30.40s
6	GALAXY WARRIOR	2	5.2m	20.9m (1)	9.2m (2)	3:06.51	28.96s	30.13s
5	SUGAR APPLE	3	13.7m	17.3m (1)	8.1m (1)	3:07.19	29.14s	30.89s
9	GEE SMITH	4	15.1m	25.0m (1)	14.8m (2)	3:07.30	29.08s	30.50s
8	BENJI	5	17.8m	13.5m (1)	3.5m (1)	3:07.52	29.08s	31.55s
2	LUKE ATTACK	6	22.6m	20.3m (0)	13.9m (1)	3:07.90	29.36s	31.16s
3	HENWOOD BAY	7	24.9m	12.4m (0)	8.3m (0)	3:08.08	29.52s	31.76s
7	TUX AND TAILS	8	25.7m	26.6m (0)	19.5m (1)	3:08.15	29.32s	30.98s
1	MY LITTLE BIG MAN	9	142.7m	16.5m (0)	16.6m (0)	3:17.46	29.84s	40.52s


Finish Position and metres gained

First Arrow shows distance gain/loss from 2nd Qtr to 3rd Qtr, Second Arrow shows distance gain/loss from 3rd Qtr to Finish Blue arrow indicates best gain in these quarters.



800

Visual positions in race at 2nd Quarter



400

Visual positions in race at 3rd Quarter



Gloucester Park Race 6 Distance 2536m

Tuesday, 10 September 2024


Gross Time: 3:11.10 MileRate: 2:01.30 LeadTime: 70.80s First Qtr: 31.60s Second Qtr: 30.70s Third Qtr: 29.10s Fourth Qtr: 28.90s

DATA TABLE: 800 / 400 Posi's are position from leader and (how wide the horse was at that position)

NoHorse	Plc	Mar	800 Posi	400 Posi	Time	3rd Qtr	4th Qt
5 CARRERA MACH	1	0.0m	6.4m (1)	5.6m (1)	3:11.10	29.04s	28.50s
2 JUSTLIKE TURBO	2	1.1m	8.3m (0)	9.3m (1)	3:11.18	29.17s	28.31s
7 ROBBIE EASTON	3	3.6m	2.2m (1)	1.4m (1)	3:11.37	29.04s	29.07s
3 SOHO GIGOLO	4	4.1m	0.0m (0)	0.0m (0)	3:11.41	29.10s	29.21s
8 CLOUD NINE	5	5.3m	14.4m (1)	13.9m (2)	3:11.50	29.06s	28.30s
4 BREWERY LANE	6	8.3m	12.5m (0)	12.5m (0)	3:11.73	29.10s	28.63s
1 GOLD HORSESHOE	7	8.3m	4.2m (0)	4.4m (0)	3:11.73	29.12s	29.21s
9 UNDER THE ALTA	8	13.3m	16.9m (0)	19.7m (0)	3:12.11	29.30s	28.49s
6 CLASSIC CHOICE	9	13.7m	10.2m (1)	9.5m (2)	3:12.14	29.04s	29.26s

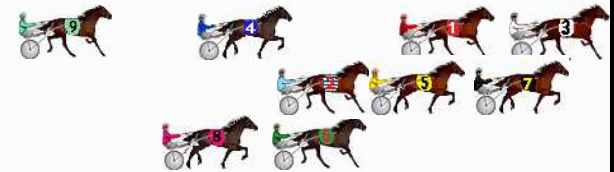
Finish Position and metres gained

First Arrow shows distance gain/loss from 2nd Qtr to 3rd Qtr, Second Arrow shows distance gain/loss from 3rd Qtr to Finish Blue arrow indicates best gain in these quarters.



800

Visual positions in race at 2nd Quarter



400

Visual positions in race at 3rd Quarter



Gloucester Park Race 7 Distance 2536m

Tuesday, 10 September 2024

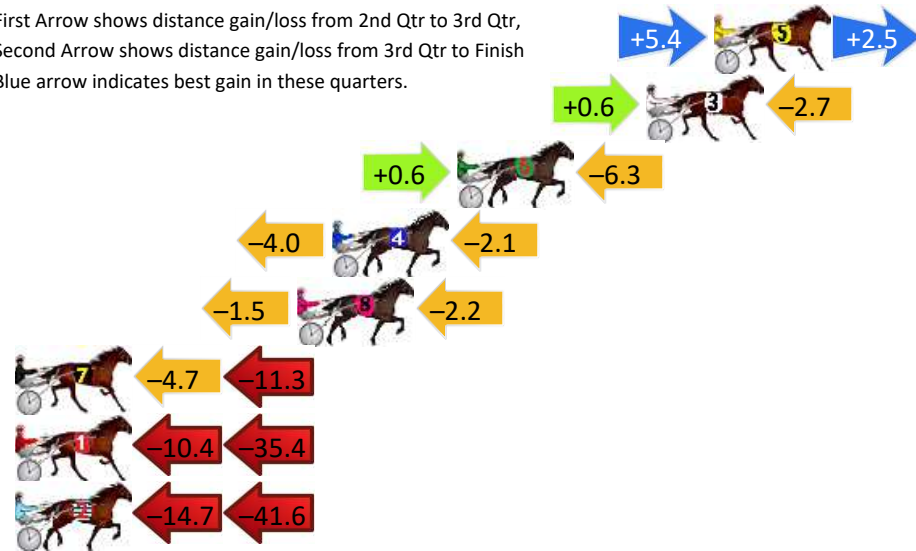
Gross Time: 3:11.60 MileRate: 2:01.60 LeadTime: 68.80s First Qtr: 32.00s Second Qtr: 30.80s Third Qtr: 29.70s Fourth Qtr: 30.30s

DATA TABLE: 800 / 400 Posi's are position from leader and (how wide the horse was at that position)

No	Horse	Plc	Mar	800 Posi	400 Posi	Time	3rd Qtr	4th Qt
5	NICKYS SON	1	0.0m	7.9m (2)	2.5m (2)	3:11.60	29.30s	30.12s
3	HOLD THAT GOLD	2	2.7m	0.6m (1)	0.0m (0)	3:11.81	29.66s	30.51s
6	LINE THE STARZZZ	3	10.3m	4.6m (1)	4.0m (1)	3:12.42	29.66s	30.82s
4	CHUMANI	4	15.3m	9.2m (1)	13.2m (1)	3:12.81	30.00s	30.53s
8	PATCHED	5	16.7m	13.0m (1)	14.5m (2)	3:12.92	29.82s	30.54s
7	BEEFOUR BACARDI	6	32.0m	16.0m (0)	20.7m (1)	3:14.14	30.06s	31.30s
1	ELISH STAR	7	45.8m	0.0m (0)	10.4m (0)	3:15.23	30.48s	33.16s
2	SKY EAGLE	8	61.7m	5.4m (0)	20.1m (0)	3:16.49	30.80s	33.69s

Finish Position and metres gained

First Arrow shows distance gain/loss from 2nd Qtr to 3rd Qtr, Second Arrow shows distance gain/loss from 3rd Qtr to Finish
Blue arrow indicates best gain in these quarters.



800

Visual positions in race at 2nd Quarter



400

Visual positions in race at 3rd Quarter

Gloucester Park Race 8 Distance 2130m

Tuesday, 10 September 2024

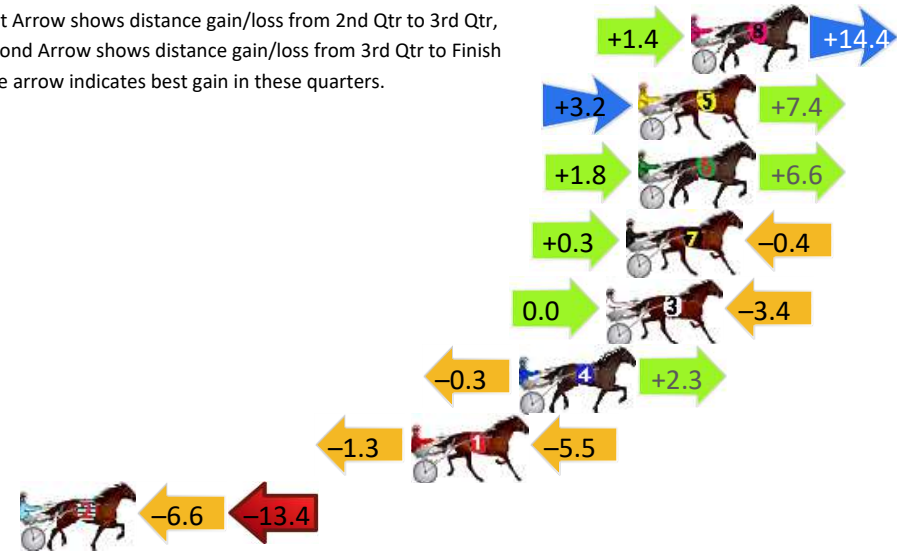
Gross Time: 2:38.40 MileRate: 1:59.70 LeadTime: 37.70s First Qtr: 30.90s Second Qtr: 30.20s Third Qtr: 29.10s Fourth Qtr: 30.50s

DATA TABLE: 800 / 400 Posi's are position from leader and (how wide the horse was at that position)

No	Horse	Plc	Mar	800 Posi	400 Posi	Time	3rd Qtr	4th Qt
8	BALTIC ACE	1	0.0m	15.8m (1)	14.4m (3)	2:38.40	29.02s	29.44s
5	COHLIN	2	2.1m	12.7m (0)	9.5m (0)	2:38.57	28.88s	29.97s
6	ALFREDI	3	2.1m	10.5m (1)	8.7m (2)	2:38.57	28.98s	30.02s
7	JOHNNY LOMBO	4	2.6m	2.5m (1)	2.2m (1)	2:38.61	29.08s	30.55s
3	IL BANDITO	5	3.4m	0.0m (0)	0.0m (0)	2:38.67	29.10s	30.77s
4	SUNDANCER RAINBOW	6	6.9m	8.9m (0)	9.2m (1)	2:38.95	29.14s	30.37s
1	AXLE ROCKS	7	11.2m	4.4m (0)	5.7m (0)	2:39.29	29.20s	30.97s
2	ZUEDE	8	26.9m	6.9m (1)	13.5m (2)	2:40.55	29.60s	31.65s

Finish Position and metres gained

First Arrow shows distance gain/loss from 2nd Qtr to 3rd Qtr, Second Arrow shows distance gain/loss from 3rd Qtr to Finish Blue arrow indicates best gain in these quarters.



8
0
0

Visual positions in race at 2nd Quarter



4
0
0

Visual positions in race at 3rd Quarter



Gloucester Park Race 9 Distance 2130m

Tuesday, 10 September 2024

Gross Time: 2:41.70 MileRate: 2:02.20 LeadTime: 37.10s First Qtr: 32.00s Second Qtr: 31.50s Third Qtr: 30.40s Fourth Qtr: 30.70s

DATA TABLE: 800 / 400 Posi's are position from leader and (how wide the horse was at that position)

NoHorse	Plc	Mar	800 Posi	400 Posi	Time	3rd Qtr	4th Qt
7 VYBRANT	1	0.0m	10.9m (0)	7.4m (0)	2:41.70	30.14s	30.14s
1 FLY EAGLE ROSE	2	0.4m	0.0m (0)	0.0m (0)	2:41.73	30.40s	30.73s
6 GRIN DESTINY	3	18.5m	2.9m (1)	2.7m (1)	2:43.19	30.38s	31.98s
4 POCKETFUL OF POSIE	4	31.5m	6.6m (0)	9.3m (1)	2:44.23	30.60s	32.53s
5 RIPPER VIEW	5	107.1m	7.2m (1)	70.9m (1)	2:50.30	35.24s	33.92s

Finish Position and metres gained

First Arrow shows distance gain/loss from 2nd Qtr to 3rd Qtr, Second Arrow shows distance gain/loss from 3rd Qtr to Finish Blue arrow indicates best gain in these quarters.

