

Northam Race 1 Distance 2190m

Saturday, 20 July 2024

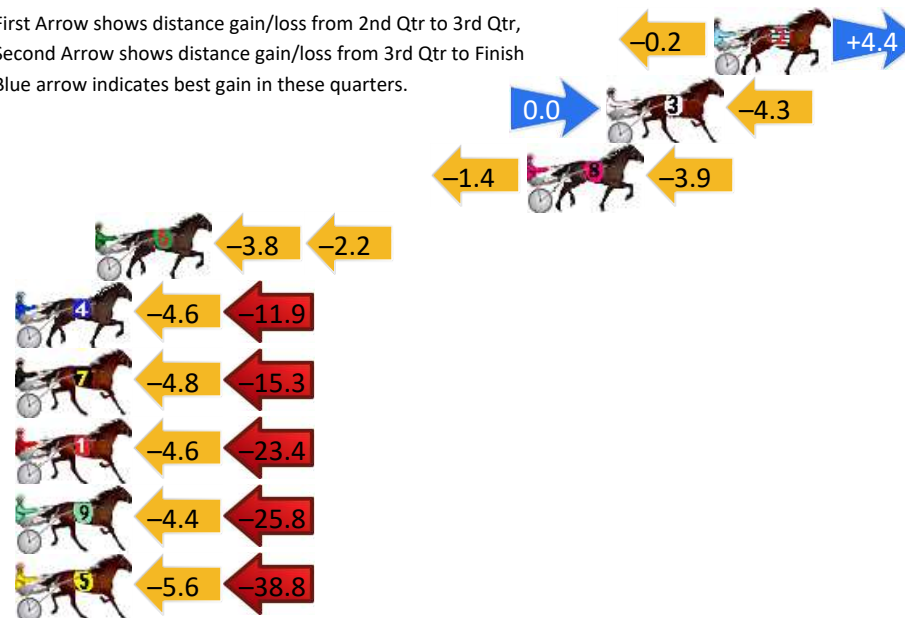
Gross Time: 2:45.70 MileRate: 2:01.80 LeadTime: 45.40s First Qtr: 31.90s Second Qtr: 30.50s Third Qtr: 29.20s Fourth Qtr: 28.70s

DATA TABLE: 800 / 400 Posi's are position from leader and (how wide the horse was at that position)

No	Horse	Plc	Mar	800 Posi	400 Posi	Time	3rd Qtr	4th Qt
2	ROCKNROLL NUGGET	1	0.0m	4.2m (0)	4.4m (0)	2:45.70	29.21s	28.39s
3	MEGA RAGE	2	4.3m	0.0m (0)	0.0m (0)	2:46.02	29.20s	29.01s
8	JACK MANNIX	3	7.5m	2.2m (1)	3.6m (1)	2:46.27	29.30s	28.98s
6	LOCAL RESIDENT	4	24.8m	18.8m (0)	22.6m (0)	2:47.57	29.47s	28.86s
4	SAVE THIS DANCE	5	29.5m	13.0m (0)	17.6m (0)	2:47.92	29.54s	29.55s
7	ABBEE BEE	6	31.7m	11.6m (1)	16.4m (1)	2:48.09	29.55s	29.79s
1	DUSTYROADS	7	36.8m	8.8m (0)	13.4m (0)	2:48.47	29.55s	30.37s
9	ALTA EGO	8	46.2m	16.0m (1)	20.4m (1)	2:49.18	29.53s	30.54s
5	CIAO BABE	9	50.8m	6.4m (1)	12.0m (1)	2:49.53	29.63s	31.47s

Finish Position and metres gained

First Arrow shows distance gain/loss from 2nd Qtr to 3rd Qtr,
Second Arrow shows distance gain/loss from 3rd Qtr to Finish
Blue arrow indicates best gain in these quarters.



800

Visual positions in race at 2nd Quarter



400

Visual positions in race at 3rd Quarter



Powered by



Harness Analyser

Sectional Analysis Software

Not just form | Free Trial

www.facebook.com/PJHarnessRacing



RISE Digital, Harness Racing Australia nor the provider accepts any responsibility for the completeness or accuracy of any of the information contained herein, and makes no representations about its suitability for any particular purpose. Users should make their own judgements about those matters and/or seek independent advice. You assume all risks associated with use of data provided on this page

Northam Race 2 Distance 1780m

Saturday, 20 July 2024



Gross Time: 2:11.50 MileRate: 1:58.90 LeadTime: 11.20s First Qtr: 31.90s Second Qtr: 30.50s Third Qtr: 29.20s Fourth Qtr: 28.70s

DATA TABLE: 800 / 400 Posi's are position from leader and (how wide the horse was at that position)

No	Horse	Plc	Mar	800 Posi	400 Posi	Time	3rd Qtr	4th Qt
2	SUNPATRA	1	0.0m	0.0m (0)	0.0m (0)	2:11.50	29.20s	28.70s
5	TELKEM JAY	2	4.8m	6.0m (1)	7.8m (1)	2:11.86	29.33s	28.49s
6	ROCKNROLL TRAIN	3	5.3m	1.8m (1)	2.2m (1)	2:11.90	29.23s	28.92s
9	ADDA PARIS	4	5.7m	14.6m (0)	16.4m (1)	2:11.93	29.32s	27.94s
1	PADDITUDE	5	6.1m	5.8m (0)	8.0m (0)	2:11.96	29.36s	28.56s
7	LILLY LAGUNA	6	18.3m	10.4m (0)	13.6m (0)	2:12.88	29.43s	29.04s
8	TRUNKEY FETCH	7	20.0m	14.4m (1)	19.4m (3)	2:13.01	29.56s	28.74s
3	KRAKKA LIGHTNING	8	26.9m	10.2m (1)	15.8m (2)	2:13.53	29.61s	29.49s
4	MISTA MANGELS	9	137.8m	90.0m (0)	110.0m (0)	2:21.88	30.66s	30.68s
10	CUTTING ROSES	10	150.0m	100.0m (0)	120.0m (0)	2:22.80	30.66s	30.84s

Finish Position and metres gained

First Arrow shows distance gain/loss from 2nd Qtr to 3rd Qtr,
Second Arrow shows distance gain/loss from 3rd Qtr to Finish
Blue arrow indicates best gain in these quarters.



Northam Race 3 Distance 2190m

Saturday, 20 July 2024

Gross Time: 2:44.70 MileRate: 2:01.00 LeadTime: 44.40s First Qtr: 31.90s Second Qtr: 30.50s Third Qtr: 29.20s Fourth Qtr: 28.70s

DATA TABLE: 800 / 400 Posi's are position from leader and (how wide the horse was at that position)

NoHorse	Plc	Mar	800 Posi	400 Posi	Time	3rd Qtr	4th Qt
2 COURAGE OF LOMBO	1	0.0m	0.0m (0)	0.0m (0)	2:44.70	29.20s	28.70s
9 SEVEN NO TRUMPS	2	5.2m	1.2m (1)	0.2m (1)	2:45.09	29.13s	29.06s
4 THE MERCENARY	3	5.6m	5.4m (1)	5.6m (1)	2:45.12	29.21s	28.70s
6 BEALAWYER	4	6.9m	13.2m (0)	12.2m (2)	2:45.22	29.12s	28.32s
8 SIR BELVEDERE	5	7.4m	13.6m (1)	16.0m (3)	2:45.26	29.37s	28.09s
7 CHERRY ON THE CAKE	6	8.4m	9.0m (0)	12.4m (0)	2:45.33	29.44s	28.41s
1 GLADYS GUGMAN	7	9.9m	4.4m (0)	7.2m (0)	2:45.45	29.40s	28.89s
10 BATAVIA STREAMLINE	8	10.2m	17.6m (1)	17.4m (1)	2:45.47	29.18s	28.19s
3 BATAVIA PLAYBOY	9	11.3m	9.6m (1)	10.4m (1)	2:45.55	29.26s	28.76s
5 BAZZA MAC	10	12.1m	17.2m (0)	17.6m (0)	2:45.61	29.23s	28.31s

Finish Position and metres gained

First Arrow shows distance gain/loss from 2nd Qtr to 3rd Qtr,
Second Arrow shows distance gain/loss from 3rd Qtr to Finish
Blue arrow indicates best gain in these quarters.



800

Visual positions in race at 2nd Quarter



400

Visual positions in race at 3rd Quarter



Powered by



Harness Analyser

Sectional Analysis Software

Not just form | Free Trial

www.facebook.com/PJHarnessRacing



RISE Digital, Harness Racing Australia nor the provider accepts any responsibility for the completeness or accuracy of any of the information contained herein, and makes no representations about its suitability for any particular purpose. Users should make their own judgements about those matters and/or seek independent advice. You assume all risks associated with use of data provided on this page

Northam Race 4 Distance 2190m

Saturday, 20 July 2024


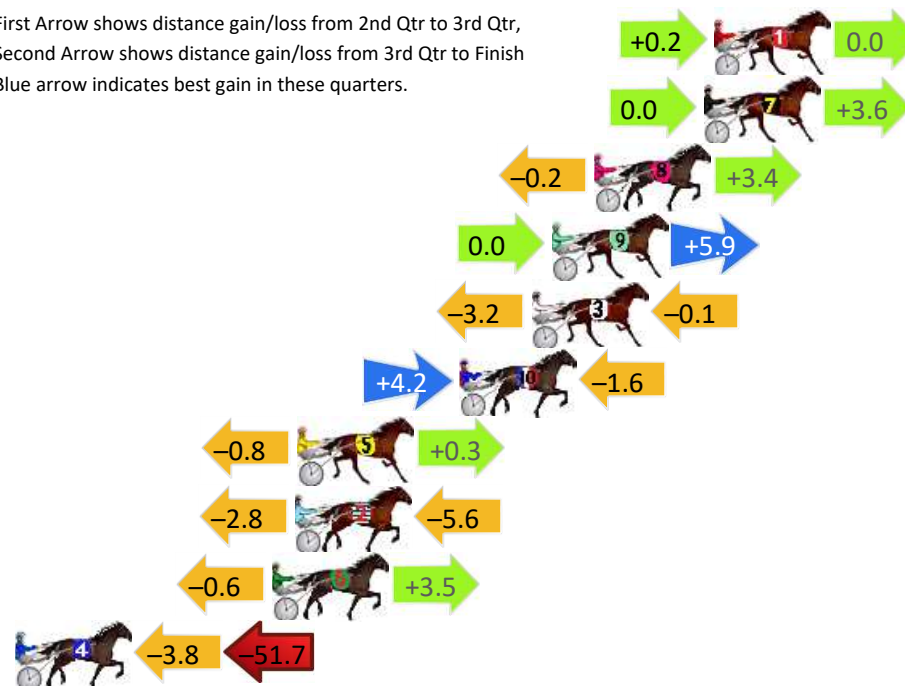
Gross Time: 2:42.10 MileRate: 1:59.20 LeadTime: 41.80s First Qtr: 31.90s Second Qtr: 30.50s Third Qtr: 29.20s Fourth Qtr: 28.70s

DATA TABLE: 800 / 400 Posi's are position from leader and (how wide the horse was at that position)

NoHorse	Plc	Mar	800 Posi	400 Posi	Time	3rd Qtr	4th Qt
1 CODENAME MARCUS	1	0.0m	0.2m (0)	0.0m (0)	2:42.10	29.19s	28.70s
7 HIGH PRICE	2	0.4m	4.0m (0)	4.0m (0)	2:42.13	29.20s	28.44s
8 DARDY BOY	3	4.8m	8.0m (0)	8.2m (0)	2:42.46	29.21s	28.46s
9 MAUNGATAHI	4	6.5m	12.4m (0)	12.4m (0)	2:42.59	29.20s	28.28s
3 BELLEZZA NERA	5	7.3m	4.0m (1)	7.2m (2)	2:42.65	29.43s	28.71s
10 LUCAPELO	6	10.2m	12.8m (1)	8.6m (3)	2:42.87	28.90s	28.81s
5 YA BETTOR FOLLOWME	7	16.7m	16.2m (0)	17.0m (0)	2:43.36	29.26s	28.68s
2 FRANCO MECCA	8	16.8m	8.4m (1)	11.2m (1)	2:43.37	29.40s	29.10s
6 ZYANYA	9	17.7m	20.6m (0)	21.2m (0)	2:43.43	29.24s	28.45s
4 LUCKY GALLEON	10	55.5m	0.0m (1)	3.8m (1)	2:46.28	29.51s	32.39s


Finish Position and metres gained

First Arrow shows distance gain/loss from 2nd Qtr to 3rd Qtr,
Second Arrow shows distance gain/loss from 3rd Qtr to Finish
Blue arrow indicates best gain in these quarters.



800

Visual positions in race at 2nd Quarter



400

Visual positions in race at 3rd Quarter



Powered by



Harness Analyser

Sectional Analysis Software

Not just form | Free Trial

www.facebook.com/PJHarnessRacing



RISE Digital, Harness Racing Australia nor the provider accepts any responsibility for the completeness or accuracy of any of the information contained herein, and makes no representations about its suitability for any particular purpose. Users should make their own judgements about those matters and/or seek independent advice. You assume all risks associated with use of data provided on this page

Northam Race 5 Distance 2150m

Saturday, 20 July 2024


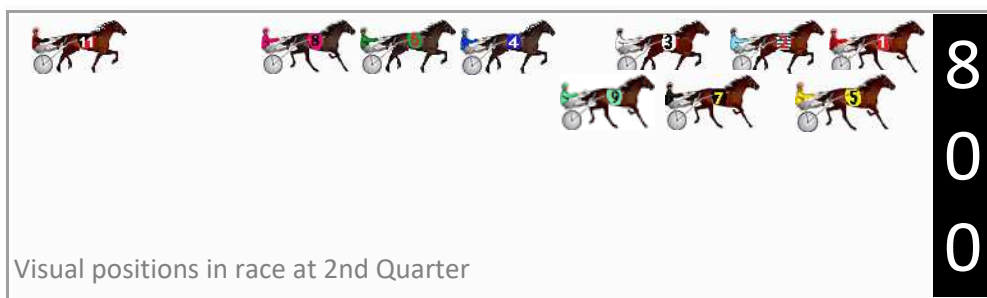
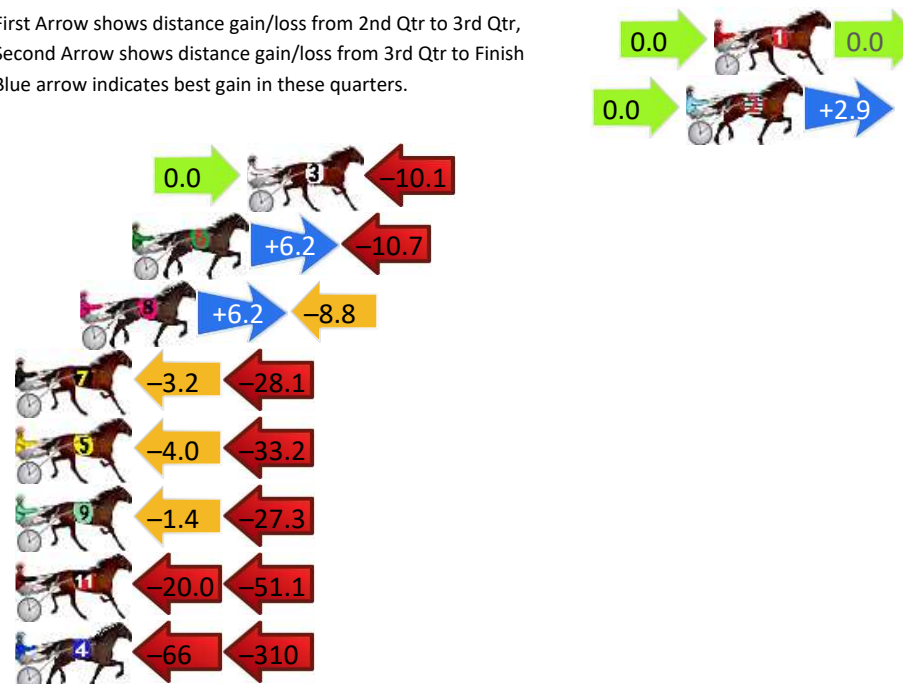
Gross Time: 2:43.00 MileRate: 2:02.00 LeadTime: 44.50s First Qtr: 31.40s Second Qtr: 29.80s Third Qtr: 29.90s Fourth Qtr: 27.40s

DATA TABLE: 800 / 400 Posi's are position from leader and (how wide the horse was at that position)

No	Horse	Plc	Mar	800 Posi	400 Posi	Time	3rd Qtr	4th Qt
1	LA VISTA	1	0.0m	0.0m (0)	0.0m (0)	2:43.00	29.90s	27.40s
2	YOUR GRACE	2	1.1m	4.0m (0)	4.0m (0)	2:43.08	29.89s	27.20s
3	MONTEGO	3	18.7m	8.6m (0)	8.6m (0)	2:44.35	29.93s	28.09s
6	MILITARY STAR	4	23.3m	18.8m (0)	12.6m (0)	2:44.68	29.49s	28.13s
8	GOODONYA MATE	5	25.4m	22.8m (0)	16.6m (0)	2:44.83	29.49s	28.00s
7	JINGLING JEWELS	6	37.9m	6.6m (1)	9.8m (1)	2:45.73	30.22s	29.31s
5	VELVET SHADOW	7	38.6m	1.4m (1)	5.4m (1)	2:45.78	30.29s	29.66s
9	BITOFDUTCHCOURAGE	8	39.5m	10.8m (1)	12.2m (2)	2:45.85	30.08s	29.26s
11	BEAT THE BANK	9	191.1m	120.0m (0)	140.0m (0)	2:56.78	31.48s	30.88s
4	BRONZED	10	389.2m	14.8m (0)	80.0m (0)	3:11.07	35.50s	48.46s

Finish Position and metres gained

First Arrow shows distance gain/loss from 2nd Qtr to 3rd Qtr, Second Arrow shows distance gain/loss from 3rd Qtr to Finish Blue arrow indicates best gain in these quarters.



Northam Race 6 Distance 1780m

Saturday, 20 July 2024


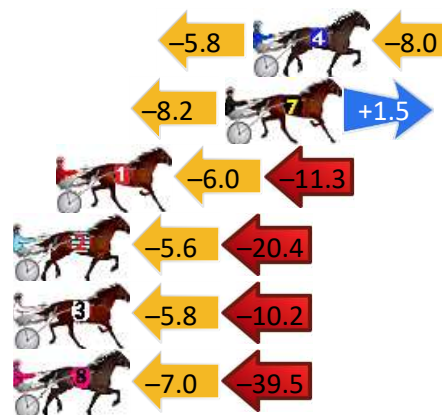
Gross Time: 2:09.10 MileRate: 1:56.80 LeadTime: 12.20s First Qtr: 28.50s Second Qtr: 30.00s Third Qtr: 29.20s Fourth Qtr: 29.20s

DATA TABLE: 800 / 400 Posi's are position from leader and (how wide the horse was at that position)


NoHorse	Plc	Mar	800 Posi	400 Posi	Time	3rd Qtr	4th Qt
5 POCKET THE CHANGE	1	0.0m	0.0m (0)	0.0m (0)	2:09.10	29.20s	29.20s
6 SWEET VIVIENNE	2	1.6m	0.6m (1)	2.0m (1)	2:09.22	29.30s	29.17s
4 HOT CINDER	3	18.4m	4.6m (0)	10.4m (0)	2:10.51	29.62s	29.78s
7 IL BANDITO	4	19.5m	12.8m (0)	21.0m (0)	2:10.59	29.80s	29.09s
1 WATCH ME WAVE	5	26.3m	9.0m (0)	15.0m (0)	2:11.11	29.64s	30.02s
2 JAMIE KIM	6	31.2m	5.2m (1)	10.8m (1)	2:11.49	29.61s	30.68s
3 THE WAND WAVER	7	31.8m	15.8m (1)	21.6m (2)	2:11.54	29.62s	29.94s
8 FORSURE	8	57.5m	11.0m (1)	18.0m (1)	2:13.50	29.71s	32.07s

Finish Position and metres gained

First Arrow shows distance gain/loss from 2nd Qtr to 3rd Qtr, Second Arrow shows distance gain/loss from 3rd Qtr to Finish Blue arrow indicates best gain in these quarters.



Visual positions in race at 2nd Quarter



Visual positions in race at 3rd Quarter



Northam Race 7 Distance 2190m

Saturday, 20 July 2024

Gross Time: 2:44.50 MileRate: 2:00.90 LeadTime: 44.40s First Qtr: 30.70s Second Qtr: 28.90s Third Qtr: 29.40s Fourth Qtr: 31.10s

DATA TABLE: 800 / 400 Posi's are position from leader and (how wide the horse was at that position)

NoHorse	Plc	Mar	800 Posi	400 Posi	Time	3rd Qtr	4th Qt
5 IT IS CRUNCH TIME	1	0.0m	2.6m (1)	1.4m (1)	2:44.50	29.31s	30.99s
1 BY ROYAL COMMAND	2	8.5m	0.0m (0)	0.0m (0)	2:45.19	29.38s	31.76s
3 BONPOPPY	3	17.4m	10.0m (0)	14.8m (1)	2:45.91	29.76s	31.30s
7 CANELO	4	28.6m	5.0m (0)	8.4m (0)	2:46.83	29.61s	32.66s
2 RAVENOUS ROMEO	5	99.0m	9.6m (1)	45.0m (0)	2:52.55	31.95s	35.28s
6 DOCTOR ROCK	6	207.4m	120.0m (0)	165.0m (0)	3:01.36	32.69s	34.38s

Finish Position and metres gained

First Arrow shows distance gain/loss from 2nd Qtr to 3rd Qtr,
Second Arrow shows distance gain/loss from 3rd Qtr to Finish
Blue arrow indicates best gain in these quarters.

