

Wagin Race 1 Distance 1776m

Friday, 19 July 2024



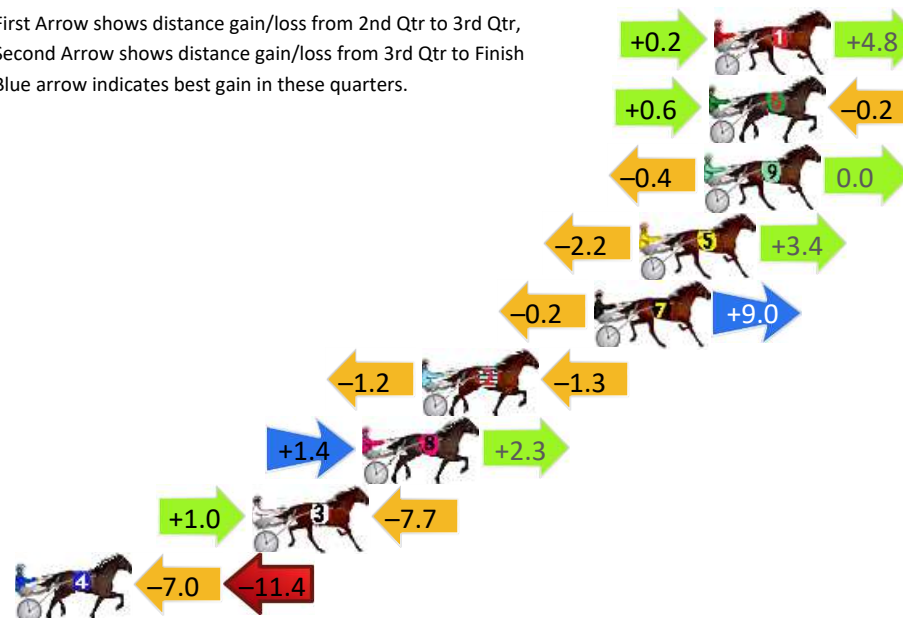
Gross Time: 2:13.60 MileRate: 2:01.10 LeadTime: 12.80s First Qtr: 31.20s Second Qtr: 29.60s Third Qtr: 29.80s Fourth Qtr: 30.20s

DATA TABLE: 800 / 400 Posi's are position from leader and (how wide the horse was at that position)

No	Horse	Plc	Mar	800 Posi	400 Posi	Time	3rd Qtr	4th Qt
1	RUN BOB RUN	1	0.0m	5.0m (0)	4.8m (1)	2:13.60	29.79s	29.84s
6	ROCKY MAGUIRE	2	0.2m	0.6m (0)	0.0m (0)	2:13.62	29.76s	30.22s
9	MAJOR TYPHOON	3	0.4m	0.0m (1)	0.4m (1)	2:13.63	29.83s	30.20s
5	THE KHUKRI	4	3.0m	4.2m (1)	6.4m (2)	2:13.84	29.97s	29.94s
7	UP AND ALIVE	5	4.8m	13.6m (0)	13.8m (1)	2:13.98	29.82s	29.52s
2	MISS MARCOPOLO	6	11.7m	9.2m (0)	10.4m (0)	2:14.53	29.89s	30.30s
8	SHES ALL GO	7	14.1m	17.8m (1)	16.4m (2)	2:14.71	29.70s	30.03s
3	LITTLE MISS MOLLY	8	18.5m	11.8m (1)	10.8m (2)	2:15.06	29.72s	30.78s
4	STAR POCKET	9	66.4m	48.0m (0)	55.0m (0)	2:18.85	30.32s	31.06s

Finish Position and metres gained

First Arrow shows distance gain/loss from 2nd Qtr to 3rd Qtr,
Second Arrow shows distance gain/loss from 3rd Qtr to Finish
Blue arrow indicates best gain in these quarters.



Wagin Race 2 Distance 2180m

Friday, 19 July 2024


Gross Time: 2:46.90 MileRate: 2:03.20 LeadTime: 44.40s First Qtr: 32.50s Second Qtr: 31.20s Third Qtr: 29.40s Fourth Qtr: 29.40s

DATA TABLE: 800 / 400 Posi's are position from leader and (how wide the horse was at that position)

NoHorse	Plc	Mar	800 Posi	400 Posi	Time	3rd Qtr	4th Qt
4 MIKI MADE MONTY	1	0.0m	2.4m (1)	0.2m (1)	2:46.90	29.24s	29.39s
8 SONIC SEELSTER	2	4.5m	13.2m (0)	14.0m (2)	2:47.25	29.46s	28.71s
3 FUNKY MUSIC	3	5.5m	0.0m (0)	0.0m (0)	2:47.32	29.40s	29.80s
2 OURFIRSTIMPRESSIO N	4	6.9m	6.4m (1)	5.6m (1)	2:47.43	29.34s	29.50s
7 HONOUR THE EAGLE	5	7.0m	8.4m (0)	9.6m (1)	2:47.44	29.49s	29.21s
5 MANEA	6	7.4m	13.2m (2)	3.0m (2)	2:47.47	28.65s	29.72s
1 ALTA MAGUIRE	7	9.0m	4.0m (0)	5.4m (0)	2:47.59	29.50s	29.66s
9 BANK NOTICE	8	10.3m	11.0m (1)	9.4m (2)	2:47.69	29.28s	29.47s
10 MY GRAND ANGUS	9	12.8m	15.6m (1)	15.2m (3)	2:47.89	29.37s	29.22s
6 ON THE BACK FOOT	10	15.2m	20.2m (1)	20.2m (2)	2:48.07	29.40s	29.03s

Finish Position and metres gained

First Arrow shows distance gain/loss from 2nd Qtr to 3rd Qtr,
Second Arrow shows distance gain/loss from 3rd Qtr to Finish
Blue arrow indicates best gain in these quarters.



Visual positions in race at 2nd Quarter

800



Visual positions in race at 3rd Quarter

400



Powered by



Harness Analyser

Sectional Analysis Software

Not just form | Free Trial

www.facebook.com/PJHarnessRacing



RISE Digital, Harness Racing Australia nor the provider accepts any responsibility for the completeness or accuracy of any of the information contained herein, and makes no representations about its suitability for any particular purpose. Users should make their own judgements about those matters and/or seek independent advice. You assume all risks associated with use of data provided on this page

Wagin Race 3 Distance 2180m

Friday, 19 July 2024

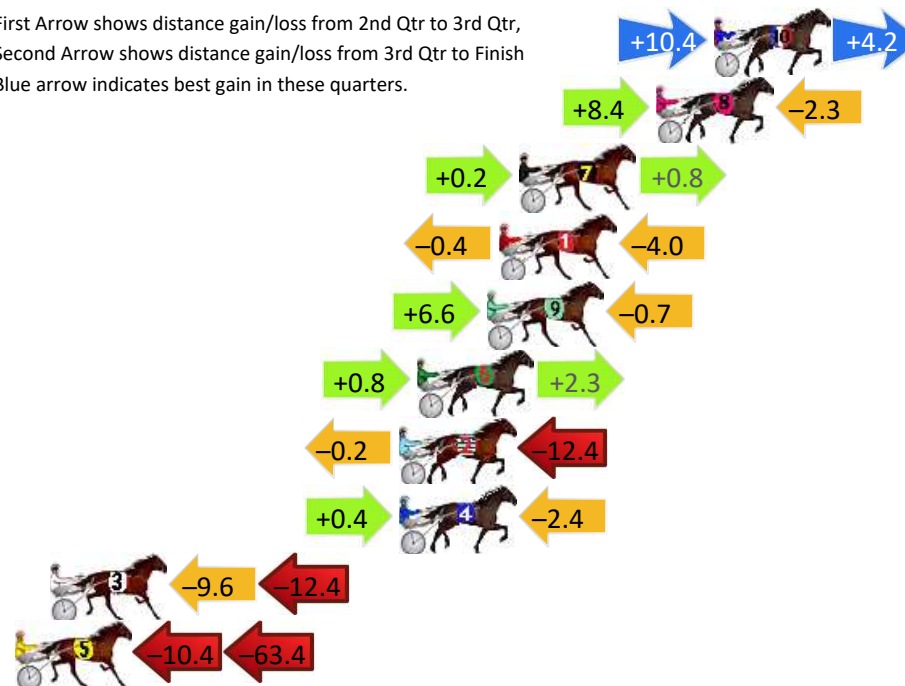
Gross Time: 2:49.30 MileRate: 2:05.00 LeadTime: 46.30s First Qtr: 30.70s Second Qtr: 31.40s Third Qtr: 31.00s Fourth Qtr: 29.90s

DATA TABLE: 800 / 400 Posi's are position from leader and (how wide the horse was at that position)

No	Horse	Plc	Mar	800 Posi	400 Posi	Time	3rd Qtr	4th Qt
10	ASHIMA	1	0.0m	14.6m (2)	4.2m (1)	2:49.30	30.21s	29.59s
8	INEEDA DRINK	2	2.3m	8.4m (2)	0.0m (1)	2:49.48	30.37s	30.07s
7	THE THIRSTY VET	3	7.8m	8.8m (1)	8.6m (2)	2:49.91	30.98s	29.84s
1	MUMMAS LITTLE STAR	4	8.6m	4.2m (0)	4.6m (0)	2:49.97	31.04s	30.20s
9	SUGAR BOO	5	9.1m	15.0m (1)	8.4m (3)	2:50.01	30.50s	29.95s
6	DEE JAYS BIG BOY	6	11.9m	15.0m (0)	14.2m (2)	2:50.23	30.94s	29.73s
2	READY TO ATTACK	7	12.6m	0.0m (0)	0.2m (0)	2:50.29	31.03s	30.82s
4	MAJOR BUZZ	7	12.6m	10.6m (0)	10.2m (0)	2:50.29	30.97s	30.08s
3	SUB MARINER	9	26.6m	4.6m (1)	14.2m (0)	2:51.38	31.74s	30.82s
5	JAMANCO	10	74.4m	0.6m (1)	11.0m (1)	2:55.13	31.87s	34.61s

Finish Position and metres gained

First Arrow shows distance gain/loss from 2nd Qtr to 3rd Qtr, Second Arrow shows distance gain/loss from 3rd Qtr to Finish Blue arrow indicates best gain in these quarters.



800

Visual positions in race at 2nd Quarter



400

Visual positions in race at 3rd Quarter



Wagin Race 4 Distance 1776m

Friday, 19 July 2024


Gross Time: 2:11.50 MileRate: 1:59.20 LeadTime: 11.90s First Qtr: 30.30s Second Qtr: 30.20s Third Qtr: 30.20s Fourth Qtr: 28.90s

DATA TABLE: 800 / 400 Posi's are position from leader and (how wide the horse was at that position)

No	Horse	Plc	Mar	800 Posi	400 Posi	Time	3rd Qtr	4th Qt
2	ADDA BITTO	1	0.0m	0.0m (1)	2.2m (1)	2:11.50	30.36s	28.74s
1	MAJIC BAY	2	3.3m	0.8m (0)	0.0m (0)	2:11.75	30.15s	29.14s
6	I SEE FIRE	3	11.7m	5.4m (1)	7.2m (1)	2:12.39	30.34s	29.22s
8	SANFORD BART	4	18.1m	14.0m (0)	12.6m (0)	2:12.87	30.11s	29.30s
7	PRIDDAH	5	18.3m	9.6m (0)	12.6m (1)	2:12.89	30.43s	29.31s
9	SANFORD HARRY	6	20.3m	20.4m (1)	18.8m (1)	2:13.04	30.08s	29.01s
4	MISTER KOPA	7	24.1m	5.2m (0)	6.6m (0)	2:13.33	30.33s	30.16s
10	KINSAABI	8	33.0m	31.0m (0)	27.8m (0)	2:14.00	29.97s	29.27s
3	LUCIENNE	9	43.9m	16.2m (1)	21.8m (0)	2:14.83	30.65s	30.49s
5	OUT OF DODGE	10	84.7m	10.4m (1)	30.4m (1)	2:17.92	31.76s	32.80s

Finish Position and metres gained

First Arrow shows distance gain/loss from 2nd Qtr to 3rd Qtr, Second Arrow shows distance gain/loss from 3rd Qtr to Finish Blue arrow indicates best gain in these quarters.



800

Visual positions in race at 2nd Quarter



400

Visual positions in race at 3rd Quarter



Wagin Race 5 Distance 1776m

Friday, 19 July 2024

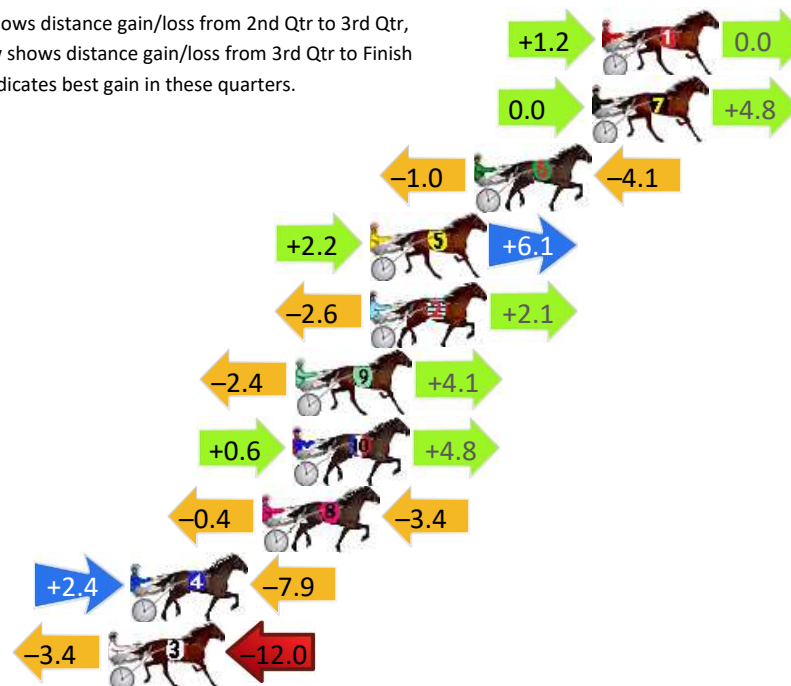
Gross Time: 2:12.60 MileRate: 2:00.10 LeadTime: 12.50s First Qtr: 30.90s Second Qtr: 30.50s Third Qtr: 29.20s Fourth Qtr: 29.50s

DATA TABLE: 800 / 400 Posi's are position from leader and (how wide the horse was at that position)

NoHorse	Plc	Mar	800 Posi	400 Posi	Time	3rd Qtr	4th Qt
1 THE MIGHTY WARRIOR	1	0.0m	1.2m (0)	0.0m (0)	2:12.60	29.11s	29.50s
7 ELLUCIFER	2	0.4m	5.2m (0)	5.2m (1)	2:12.63	29.20s	29.15s
6 PATH OF GOLD	3	5.1m	0.0m (1)	1.0m (1)	2:12.99	29.27s	29.80s
5 MAKE IT QUICK	4	9.3m	17.6m (1)	15.4m (3)	2:13.32	29.04s	29.05s
2 RISING SPIRIT	5	9.3m	8.8m (1)	11.4m (1)	2:13.32	29.39s	29.35s
9 THEYCALL ME STOOGE	6	12.3m	14.0m (0)	16.4m (1)	2:13.55	29.38s	29.20s
10 KOLISI	7	12.4m	17.8m (0)	17.2m (0)	2:13.56	29.16s	29.15s
8 STEP IT UP	8	13.6m	9.8m (0)	10.2m (0)	2:13.65	29.23s	29.75s
4 GO HOME JO	9	18.9m	13.4m (1)	11.0m (3)	2:14.06	29.02s	30.08s
3 SWANBOURNE SPUNK	10	19.8m	4.4m (1)	7.8m (2)	2:14.13	29.44s	30.38s

Finish Position and metres gained

First Arrow shows distance gain/loss from 2nd Qtr to 3rd Qtr,
Second Arrow shows distance gain/loss from 3rd Qtr to Finish
Blue arrow indicates best gain in these quarters.



800

Visual positions in race at 2nd Quarter



400

Visual positions in race at 3rd Quarter



Wagin Race 6 Distance 2180m

Friday, 19 July 2024

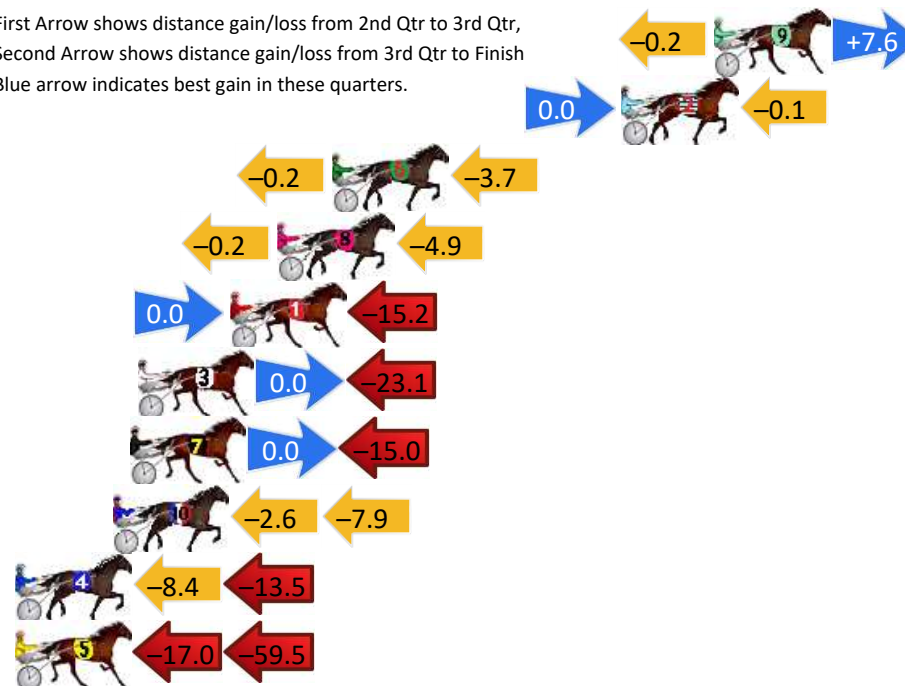
Gross Time: 2:46.00 MileRate: 2:02.50 LeadTime: 42.70s First Qtr: 32.20s Second Qtr: 31.10s Third Qtr: 30.30s Fourth Qtr: 29.70s

DATA TABLE: 800 / 400 Posi's are position from leader and (how wide the horse was at that position)

No	Horse	Plc	Mar	800 Posi	400 Posi	Time	3rd Qtr	4th Qt
9	IDEAL WHITBY	1	0.0m	7.4m (2)	7.6m (1)	2:46.00	30.31s	29.14s
2	EUSTON FLYER	2	3.7m	3.6m (1)	3.6m (1)	2:46.29	30.30s	29.71s
6	FOLLOW THE MILKYWAY	3	15.3m	11.4m (2)	11.6m (1)	2:47.19	30.32s	29.97s
8	ATLANTAS	4	17.5m	12.4m (0)	12.6m (0)	2:47.36	30.32s	30.06s
1	MORISSETTE	5	19.4m	4.2m (0)	4.2m (0)	2:47.51	30.31s	30.82s
3	ALEXANDRA THEGREAT	6	23.1m	0.0m (0)	0.0m (0)	2:47.80	30.32s	31.41s
7	CAPITOL DAWN	7	23.4m	8.4m (0)	8.4m (0)	2:47.82	30.31s	30.81s
10	ANYLOVEISGOODLOVE	8	24.1m	13.6m (1)	16.2m (1)	2:47.88	30.50s	30.28s
4	SPORTS CENTRAL	9	30.3m	8.4m (1)	16.8m (0)	2:48.36	30.94s	30.70s
5	ALLABOUTLEGS	10	104.5m	28.0m (0)	45.0m (0)	2:54.13	31.61s	34.09s

Finish Position and metres gained

First Arrow shows distance gain/loss from 2nd Qtr to 3rd Qtr, Second Arrow shows distance gain/loss from 3rd Qtr to Finish
Blue arrow indicates best gain in these quarters.



800

Visual positions in race at 2nd Quarter



400

Visual positions in race at 3rd Quarter



Powered by



Harness Analyser

Sectional Analysis Software

Not just form | Free Trial

www.facebook.com/PJHarnessRacing



RISE Digital, Harness Racing Australia nor the provider accepts any responsibility for the completeness or accuracy of any of the information contained herein, and makes no representations about its suitability for any particular purpose. Users should make their own judgements about those matters and/or seek independent advice. You assume all risks associated with use of data provided on this page

Wagin Race 7 Distance 1776m

Friday, 19 July 2024


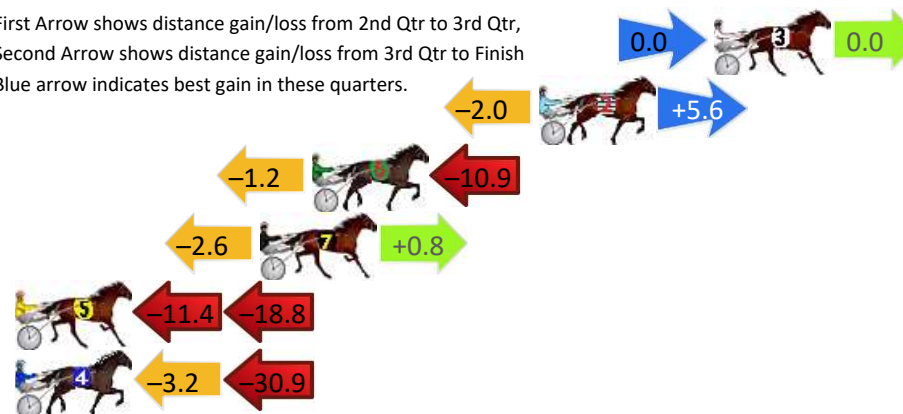
Gross Time: 2:15.50 MileRate: 2:02.80 LeadTime: 12.90s First Qtr: 31.90s Second Qtr: 30.90s Third Qtr: 30.00s Fourth Qtr: 29.80s

DATA TABLE: 800 / 400 Posi's are position from leader and (how wide the horse was at that position)

NoHorse	Plc	Mar	800 Posi	400 Posi	Time	3rd Qtr	4th Qt
3 JUST A HAPPY MAN	1	0.0m	0.0m (0)	0.0m (0)	2:15.50	30.00s	29.80s
2 WAHINE TOA	2	7.0m	10.6m (0)	12.6m (0)	2:16.05	30.15s	29.39s
6 MELORSUE DEE	3	16.1m	4.0m (0)	5.2m (0)	2:16.76	30.09s	30.61s
7 MOSCATO ROSE	4	18.2m	16.4m (0)	19.0m (0)	2:16.92	30.19s	29.74s
5 LUCY HELEN	5	33.6m	3.4m (1)	14.8m (1)	2:18.12	30.85s	31.19s
4 MAPLE MAREE	6	59.9m	25.8m (0)	29.0m (0)	2:20.18	30.25s	32.09s

Finish Position and metres gained

First Arrow shows distance gain/loss from 2nd Qtr to 3rd Qtr,
Second Arrow shows distance gain/loss from 3rd Qtr to Finish
Blue arrow indicates best gain in these quarters.



800

Visual positions in race at 2nd Quarter



400

Visual positions in race at 3rd Quarter



Powered by



Harness Analyser

Sectional Analysis Software

Not just form | Free Trial

www.facebook.com/PJHarnessRacing



RISE Digital, Harness Racing Australia nor the provider accepts any responsibility for the completeness or accuracy of any of the information contained herein, and makes no representations about its suitability for any particular purpose. Users should make their own judgements about those matters and/or seek independent advice. You assume all risks associated with use of data provided on this page