

Bunbury Race 1 Distance 2100m

Saturday, 13 July 2024


Gross Time: 2:32.20 MileRate: 1:56.70 LeadTime: 36.00s First Qtr: 30.80s Second Qtr: 29.90s Third Qtr: 27.80s Fourth Qtr: 27.70s

DATA TABLE: 800 / 400 Posi's are position from leader and (how wide the horse was at that position)

No	Horse	Plc	Mar	800 Posi	400 Posi	Time	3rd Qtr	4th Qt
3	RAJAH ROCKS	1	0.0m	0.0m (0)	0.0m (0)	2:32.20	27.80s	27.70s
8	MAXIMUM ROCK	2	10.2m	8.6m (0)	11.8m (1)	2:32.94	28.02s	27.59s
6	PETES HONOUR	3	10.9m	3.8m (1)	4.0m (0)	2:32.99	27.81s	28.18s
2	FUNKY MUSIC	4	27.4m	13.0m (0)	16.2m (0)	2:34.20	28.02s	28.47s
11	JIMMY ROCKS	5	28.4m	9.8m (2)	8.4m (2)	2:34.27	27.71s	29.08s
12	SOHO SKYFALL	6	30.4m	13.8m (2)	12.4m (2)	2:34.42	27.71s	28.94s
7	PERFECT MOVE	7	37.2m	18.6m (0)	21.2m (0)	2:34.91	27.98s	28.80s
1	SWITCH BLADE	8	43.6m	4.6m (0)	8.4m (0)	2:35.38	28.07s	30.12s
5	VINNIES STAR	9	44.5m	8.2m (1)	17.8m (1)	2:35.44	28.47s	29.54s
10	SUGAR COVERED	10	46.4m	19.4m (2)	20.0m (3)	2:35.58	27.84s	29.52s
9	GOGGINS	11	75.4m	16.6m (1)	25.2m (1)	2:37.69	28.40s	31.16s
4	INFINITE MERIT	12	78.8m	12.4m (1)	21.4m (2)	2:37.94	28.43s	31.65s


Finish Position and metres gained

First Arrow shows distance gain/loss from 2nd Qtr to 3rd Qtr, Second Arrow shows distance gain/loss from 3rd Qtr to Finish. Blue arrow indicates best gain in these quarters.



800

Visual positions in race at 2nd Quarter



400

Visual positions in race at 3rd Quarter



Bunbury Race 2 Distance 1609m

Saturday, 13 July 2024


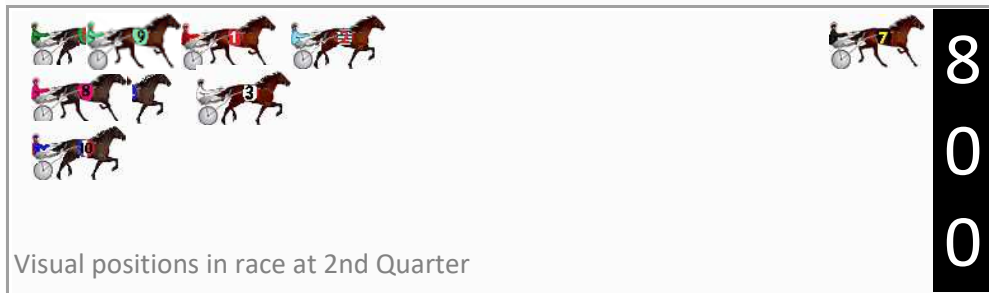

Gross Time: 1:54.80 MileRate: 1:54.80 LeadTime: 0.00s First Qtr: 27.60s Second Qtr: 29.10s Third Qtr: 29.10s Fourth Qtr: 29.10s

DATA TABLE: 800 / 400 Posi's are position from leader and (how wide the horse was at that position)

No	Horse	Plc	Mar	800 Posi	400 Posi	Time	3rd Qtr	4th Qt
7	FLYBYE LOU	1	0.0m	0.0m (0)	0.0m (0)	1:54.80	29.10s	29.10s
2	BANK NOTICE	2	2.3m	21.6m (0)	10.6m (0)	1:54.98	28.30s	28.50s
1	SWEET DUNCAN	3	7.5m	26.0m (0)	14.6m (0)	1:55.37	28.28s	28.59s
4	SANFORD ASH	4	11.8m	30.2m (1)	19.4m (1)	1:55.70	28.32s	28.55s
9	THE THIRSTY VET	5	13.1m	29.8m (0)	19.2m (0)	1:55.80	28.33s	28.66s
6	ASHIMA	6	15.1m	34.8m (0)	23.4m (0)	1:55.95	28.28s	28.50s
8	JOEYS ON A ROLL	7	20.2m	35.4m (1)	26.6m (1)	1:56.34	28.46s	28.64s
3	BILLYJAMES	8	24.5m	25.4m (1)	15.2m (1)	1:56.67	28.36s	29.77s
5	SKIPPIN CLASS	9	28.9m	39.4m (1)	29.2m (2)	1:57.01	28.36s	29.08s
10	BIG BOZZ	10	55.0m	34.2m (2)	40.0m (0)	1:59.00	29.52s	30.19s

Finish Position and metres gained

First Arrow shows distance gain/loss from 2nd Qtr to 3rd Qtr, Second Arrow shows distance gain/loss from 3rd Qtr to Finish
Blue arrow indicates best gain in these quarters.



Bunbury Race 3 Distance 1609m

Saturday, 13 July 2024

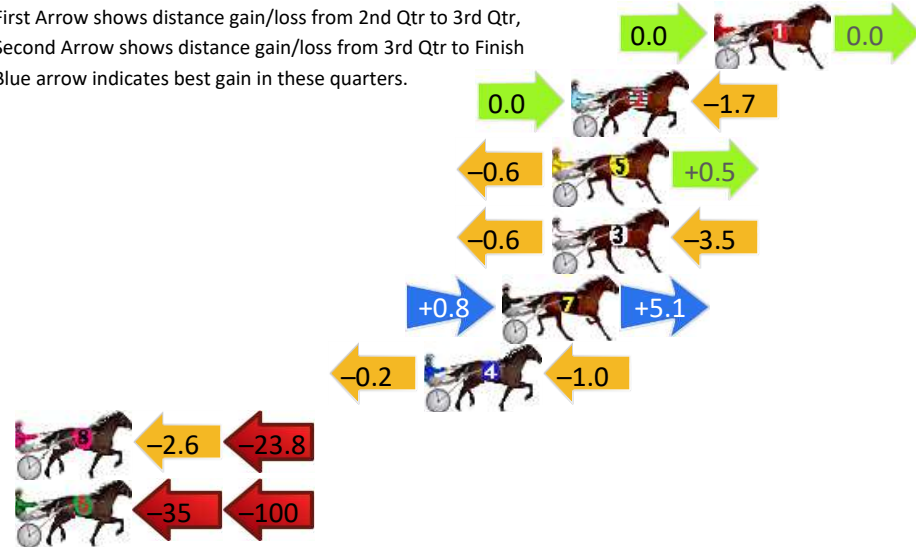
Gross Time: 1:55.00 MileRate: 1:55.00 LeadTime: 0.00s First Qtr: 29.10s Second Qtr: 30.10s Third Qtr: 28.20s Fourth Qtr: 27.60s

DATA TABLE: 800 / 400 Posi's are position from leader and (how wide the horse was at that position)

No	Horse	Plc	Mar	800 Posi	400 Posi	Time	3rd Qtr	4th Qt
1	RUBY LOVERA	1	0.0m	0.0m (0)	0.0m (0)	1:55.00	28.20s	27.60s
2	GELSOMINO AMAL	2	5.7m	4.0m (0)	4.0m (0)	1:55.41	28.20s	27.72s
5	WINTER WONDER	3	6.5m	6.4m (1)	7.0m (1)	1:55.47	28.24s	27.57s
3	JAXS IDEAL	4	6.5m	2.4m (1)	3.0m (1)	1:55.47	28.24s	27.84s
7	BULL SHARK BETTY	5	8.5m	14.4m (1)	13.6m (1)	1:55.62	28.14s	27.25s
4	COPPER HEAD LADY	6	11.6m	10.4m (1)	10.6m (2)	1:55.84	28.21s	27.67s
8	THE ESPLANADE	7	34.8m	8.4m (0)	11.0m (0)	1:57.53	28.40s	29.23s
6	LUCKY COPY	8	149.9m	15.0m (0)	50.0m (0)	2:05.88	30.70s	34.45s

Finish Position and metres gained

First Arrow shows distance gain/loss from 2nd Qtr to 3rd Qtr,
Second Arrow shows distance gain/loss from 3rd Qtr to Finish
Blue arrow indicates best gain in these quarters.



8
0
0

Visual positions in race at 2nd Quarter



4
0
0

Visual positions in race at 3rd Quarter



Bunbury Race 4 Distance 1609m

Saturday, 13 July 2024

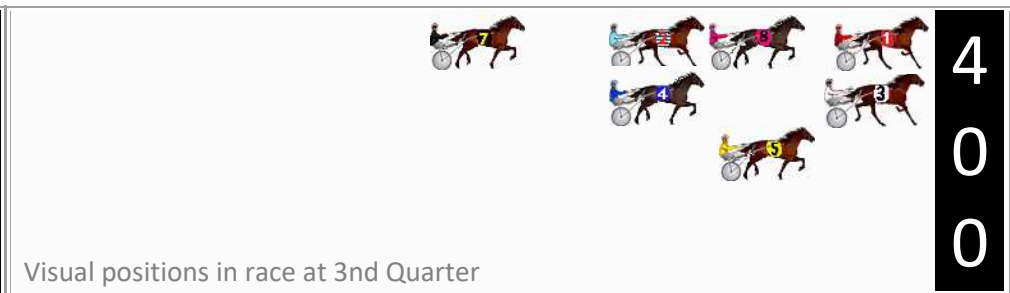
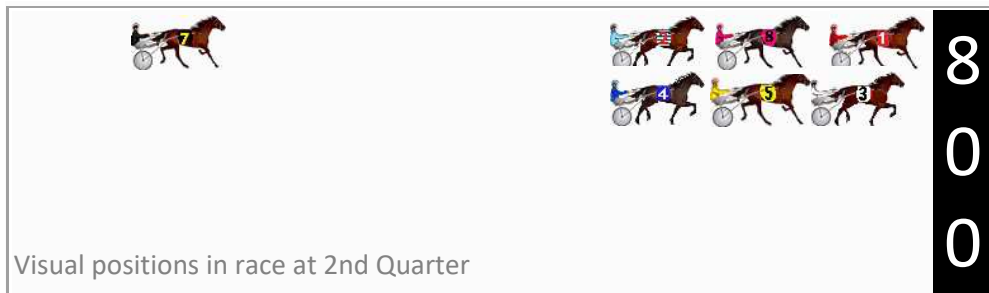
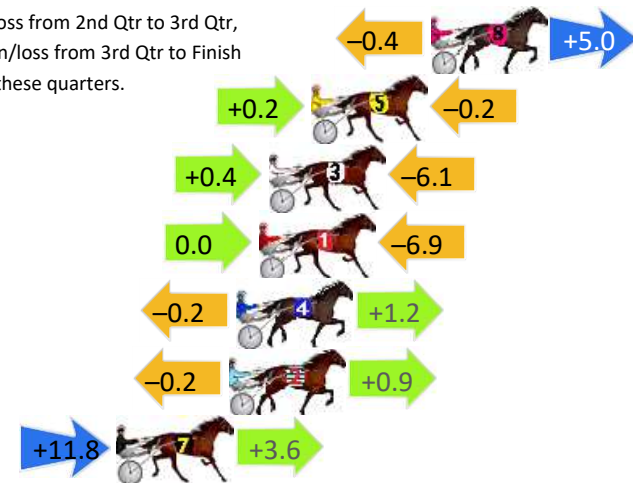
Gross Time: 1:57.20 MileRate: 1:57.20 LeadTime: 0.00s First Qtr: 30.30s Second Qtr: 29.80s Third Qtr: 29.20s Fourth Qtr: 27.90s

DATA TABLE: 800 / 400 Posi's are position from leader and (how wide the horse was at that position)

No	Horse	Plc	Mar	800 Posi	400 Posi	Time	3rd Qtr	4th Qt
8	HOLD THE AMMO	1	0.0m	4.6m (0)	5.0m (0)	1:57.20	29.22s	27.55s
5	SEASIDE MAGIC	2	4.8m	4.8m (1)	4.6m (2)	1:57.55	29.19s	27.91s
3	LOU LAMOUR	3	6.5m	0.8m (1)	0.4m (1)	1:57.68	29.18s	28.32s
1	CAPTAIN PAPRIKA	4	6.9m	0.0m (0)	0.0m (0)	1:57.71	29.21s	28.38s
4	THE KHUKRI	5	7.8m	8.8m (1)	9.0m (1)	1:57.77	29.21s	27.82s
2	FILLMYPOCKET	6	8.1m	8.8m (0)	9.0m (0)	1:57.79	29.21s	27.84s
7	NOBLE THORONDOR	7	12.6m	28.0m (0)	16.2m (0)	1:58.12	28.36s	27.65s

Finish Position and metres gained

First Arrow shows distance gain/loss from 2nd Qtr to 3rd Qtr,
Second Arrow shows distance gain/loss from 3rd Qtr to Finish
Blue arrow indicates best gain in these quarters.



Bunbury Race 5 Distance 2100m

Saturday, 13 July 2024


Gross Time: 2:30.50 MileRate: 1:55.30 LeadTime: 35.60s First Qtr: 29.50s Second Qtr: 28.80s Third Qtr: 27.90s Fourth Qtr: 28.70s

DATA TABLE: 800 / 400 Posi's are position from leader and (how wide the horse was at that position)

No	Horse	Plc	Mar	800 Posi	400 Posi	Time	3rd Qtr	4th Qt
2	SORRIDERE	1	0.0m	0.0m (0)	0.0m (0)	2:30.50	27.90s	28.70s
7	WHATARETHEODDS	2	0.1m	12.4m (0)	14.8m (1)	2:30.51	28.08s	27.65s
9	HALE SAINT LOUIE	3	3.3m	11.0m (1)	11.0m (1)	2:30.75	27.91s	28.15s
8	MISS SASSY	4	6.3m	8.0m (0)	8.2m (0)	2:30.97	27.92s	28.56s
1	TORPEDO ROCK	5	7.6m	4.0m (0)	4.2m (0)	2:31.07	27.91s	28.94s
4	SOHO FIRESTONE	6	9.1m	7.0m (1)	7.0m (1)	2:31.19	27.90s	28.85s
6	CROWD CONTROL	7	11.1m	20.0m (1)	21.0m (1)	2:31.34	27.98s	27.99s
3	FOLLOW ROCKNROLL	8	19.6m	16.8m (0)	17.2m (0)	2:31.98	27.93s	28.87s
5	CONEY ISLAND LOU	9	19.7m	2.8m (1)	3.0m (1)	2:31.98	27.90s	29.89s
10	CHIVALRY	10	22.4m	15.6m (1)	18.8m (2)	2:32.19	28.12s	28.96s

Finish Position and metres gained

First Arrow shows distance gain/loss from 2nd Qtr to 3rd Qtr, Second Arrow shows distance gain/loss from 3rd Qtr to Finish
Blue arrow indicates best gain in these quarters.



800

Visual positions in race at 2nd Quarter



400

Visual positions in race at 3rd Quarter

Bunbury Race 6 Distance 2100m

Saturday, 13 July 2024


Gross Time: 2:36.50 MileRate: 1:59.90 LeadTime: 35.90s First Qtr: 31.20s Second Qtr: 29.80s Third Qtr: 29.60s Fourth Qtr: 30.00s

DATA TABLE: 800 / 400 Posi's are position from leader and (how wide the horse was at that position)

No	Horse	Plc	Mar	800 Posi	400 Posi	Time	3rd Qtr	4th Qt
4	IDEAL IVANA	1	0.0m	7.8m (1)	7.4m (1)	2:36.50	29.57s	29.45s
5	SPIRITOFANANGEL	2	0.8m	3.6m (1)	3.0m (1)	2:36.56	29.56s	29.84s
8	EBEE AVIATOR	3	2.3m	13.0m (0)	15.4m (1)	2:36.68	29.78s	29.02s
7	SYNCOPATION	4	3.2m	11.8m (1)	11.4m (1)	2:36.75	29.57s	29.39s
6	SUGAR BOO	5	6.7m	17.6m (0)	19.4m (1)	2:37.03	29.74s	29.05s
3	HAVING FUN	6	6.9m	0.0m (0)	0.0m (0)	2:37.04	29.60s	30.51s
1	PHILTHEJUG	7	11.3m	8.6m (0)	10.4m (0)	2:37.39	29.73s	30.07s
2	ARMA WARRIOR	8	11.9m	4.2m (0)	6.2m (0)	2:37.44	29.75s	30.43s

Finish Position and metres gained

First Arrow shows distance gain/loss from 2nd Qtr to 3rd Qtr, Second Arrow shows distance gain/loss from 3rd Qtr to Finish
Blue arrow indicates best gain in these quarters.



800

Visual positions in race at 2nd Quarter



400

Visual positions in race at 3rd Quarter



Bunbury Race 7 Distance 1609m

Saturday, 13 July 2024

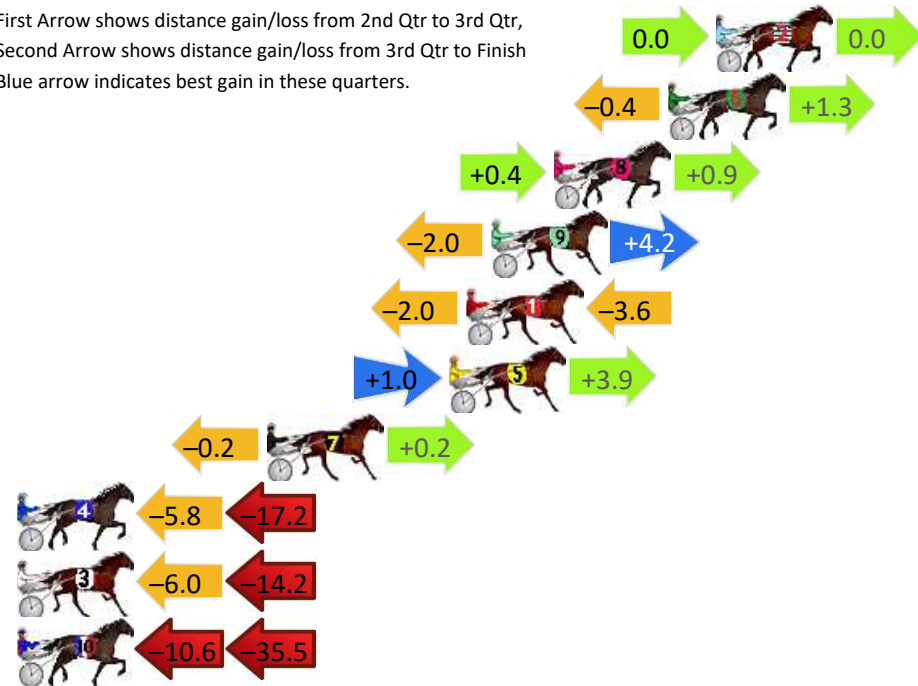
Gross Time: 1:56.40 MileRate: 1:56.40 LeadTime: 0.00s First Qtr: 28.70s Second Qtr: 30.30s Third Qtr: 28.00s Fourth Qtr: 29.40s

DATA TABLE: 800 / 400 Posi's are position from leader and (how wide the horse was at that position)

No	Horse	Plc	Mar	800 Posi	400 Posi	Time	3rd Qtr	4th Qt
2	COHLIN	1	0.0m	0.0m (0)	0.0m (0)	1:56.40	28.00s	29.40s
6	WALSH	2	1.9m	2.8m (1)	3.2m (1)	1:56.55	28.03s	29.30s
8	YOUR GRACE	3	6.5m	7.8m (1)	7.4m (1)	1:56.90	27.97s	29.33s
9	HEART OF SAHARA	4	9.0m	11.2m (0)	13.2m (1)	1:57.09	28.15s	29.09s
1	LUCIENNE	5	10.0m	4.4m (0)	6.4m (0)	1:57.17	28.14s	29.66s
5	MORISSETTE	6	10.7m	15.6m (0)	14.6m (0)	1:57.22	27.94s	29.11s
7	SWEET SASSYMOLASSY	7	18.0m	18.0m (1)	18.2m (3)	1:57.79	28.01s	29.39s
4	ALEXANDRA THEGREAT	8	31.4m	8.4m (2)	14.2m (2)	1:58.82	28.38s	30.66s
3	READY TO ATTACK	9	33.8m	13.6m (1)	19.6m (1)	1:59.01	28.40s	30.44s
10	TIMES TICKIN	10	67.5m	21.4m (0)	32.0m (0)	2:01.60	28.69s	31.99s

Finish Position and metres gained

First Arrow shows distance gain/loss from 2nd Qtr to 3rd Qtr, Second Arrow shows distance gain/loss from 3rd Qtr to Finish
Blue arrow indicates best gain in these quarters.



800

Visual positions in race at 2nd Quarter



400

Visual positions in race at 3rd Quarter



Bunbury Race 8 Distance 2100m



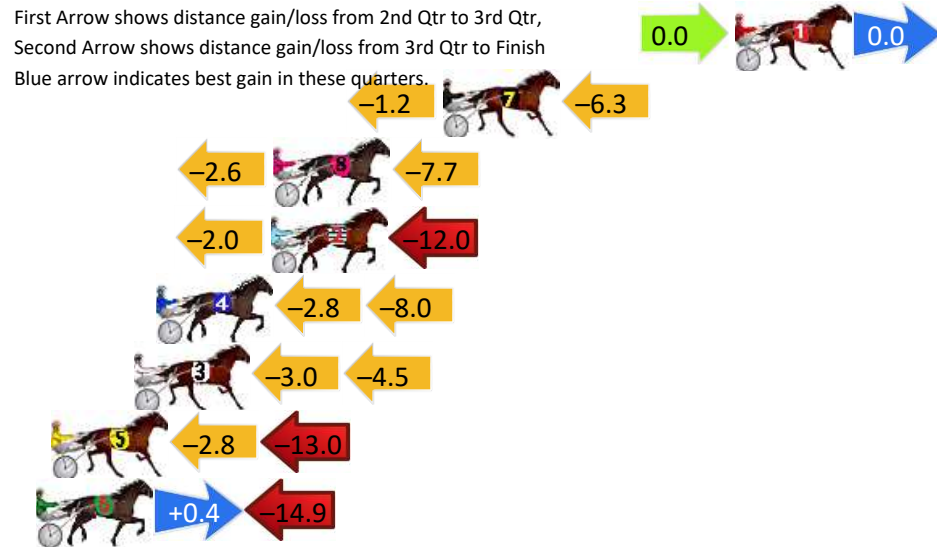
Saturday, 13 July 2024

Gross Time: 2:35.50 MileRate: 1:59.10 LeadTime: 37.00s First Qtr: 32.60s Second Qtr: 30.50s Third Qtr: 27.60s Fourth Qtr: 27.80s

DATA TABLE: 800 / 400 Posi's are position from leader and (how wide the horse was at that position)

No	Horse	Plc	Mar	800 Posi	400 Posi	Time	3rd Qtr	4th Qt
1	MIKIS BEACH	1	0.0m	0.0m (0)	0.0m (0)	2:35.50	27.60s	27.80s
7	POCKET THE CHANGE	2	11.7m	4.2m (0)	5.4m (0)	2:36.36	27.68s	28.24s
8	OUR LOVE AFFAIR	3	18.5m	8.2m (0)	10.8m (0)	2:36.85	27.78s	28.33s
2	LOUIS ROUGE	4	18.6m	4.6m (1)	6.6m (1)	2:36.86	27.73s	28.63s
4	IM ROCKIN ROD	5	23.2m	12.4m (0)	15.2m (0)	2:37.20	27.79s	28.35s
3	IMAHERO	6	24.1m	16.6m (0)	19.6m (0)	2:37.26	27.81s	28.11s
5	I SEE FIRE	7	27.4m	11.6m (1)	14.4m (1)	2:37.50	27.79s	28.70s
6	FLYIN DISCO	8	30.1m	15.6m (1)	15.2m (2)	2:37.70	27.57s	28.83s

Finish Position and metres gained



Bunbury Race 9 Distance 2100m

Saturday, 13 July 2024

Gross Time: 2:39.50 MileRate: 2:02.20 LeadTime: 38.40s First Qtr: 32.60s Second Qtr: 30.50s Third Qtr: 28.90s Fourth Qtr: 29.10s

DATA TABLE: 800 / 400 Posi's are position from leader and (how wide the horse was at that position)

No	Horse	Plc	Mar	800 Posi	400 Posi	Time	3rd Qtr	4th Qt
2	INEEDA DRINK	1	0.0m	0.0m (0)	0.0m (0)	2:39.50	28.90s	29.10s
1	MAPLE MAREE	2	2.0m	4.0m (0)	5.6m (0)	2:39.65	29.02s	28.84s
5	WAHINE TOA	3	3.7m	14.8m (0)	13.0m (0)	2:39.78	28.77s	28.43s
6	ALZ SUNSHINE	4	8.7m	16.4m (1)	11.8m (3)	2:40.16	28.57s	28.88s
8	OHOKA BOSS	5	9.9m	12.2m (1)	7.6m (3)	2:40.26	28.57s	29.27s
4	I AM SIAM	6	10.4m	3.8m (1)	3.0m (1)	2:40.29	28.84s	29.64s
7	STAR OF THE GALAXY	7	10.8m	7.8m (0)	7.6m (1)	2:40.32	28.88s	29.33s
3	JUST A HAPPY MAN	8	23.2m	8.2m (1)	6.0m (2)	2:41.27	28.74s	30.34s

Finish Position and metres gained

First Arrow shows distance gain/loss from 2nd Qtr to 3rd Qtr, Second Arrow shows distance gain/loss from 3rd Qtr to Finish
Blue arrow indicates best gain in these quarters.

