

# Gloucester Park Race 1 Distance 2130m

Friday, 5 July 2024

Gross Time: 2:37.80 MileRate: 1:59.30 LeadTime: 37.40s First Qtr: 31.90s Second Qtr: 30.80s Third Qtr: 28.80s Fourth Qtr: 28.90s

DATA TABLE: 800 / 400 Posi's are position from leader and (how wide the horse was at that position)

No	Horse	Plc	Mar	800 Posi	400 Posi	Time	3rd Qtr	4th Qt
5	STAR OF WILLOUGHBY	1	0.0m	0.0m (0)	0.0m (0)	2:37.80	28.80s	28.90s
3	ACOLTNAMEDSU	2	3.5m	4.2m (0)	3.9m (0)	2:38.07	28.78s	28.88s
6	BEYOND BLING	3	4.2m	6.4m (1)	8.7m (1)	2:38.12	28.96s	28.60s
8	GEE SMITH	4	7.2m	2.0m (1)	3.9m (1)	2:38.35	28.94s	29.17s
7	ELWADDELL	5	7.3m	15.1m (1)	10.4m (2)	2:38.35	28.46s	28.71s
4	DOCTOR STEVE	6	8.4m	10.9m (1)	12.6m (1)	2:38.44	28.92s	28.64s
1	PATH OF GOLD	7	8.5m	8.1m (0)	10.0m (0)	2:38.44	28.94s	28.82s
10	MAJOR OVERS	8	12.3m	12.6m (0)	14.8m (0)	2:38.73	28.96s	28.77s
9	CRACKA TINNY	9	14.6m	19.3m (1)	17.6m (1)	2:38.91	28.68s	28.75s
2	AXLE ROCKS	10	14.7m	16.8m (0)	19.0m (0)	2:38.91	28.96s	28.65s

## Finish Position and metres gained

First Arrow shows distance gain/loss from 2nd Qtr to 3rd Qtr, Second Arrow shows distance gain/loss from 3rd Qtr to Finish  
Blue arrow indicates best gain in these quarters.



800

Visual positions in race at 2nd Quarter



400

Visual positions in race at 3rd Quarter



# Gloucester Park Race 2 Distance 2130m

Friday, 5 July 2024


Gross Time: 2:36.00 MileRate: 1:57.80 LeadTime: 35.90s First Qtr: 30.80s Second Qtr: 31.30s Third Qtr: 29.30s Fourth Qtr: 28.70s

DATA TABLE: 800 / 400 Posi's are position from leader and (how wide the horse was at that position)

No	Horse	Plc	Mar	800 Posi	400 Posi	Time	3rd Qtr	4th Qt
3	NAVY STREET	1	0.0m	0.0m (0)	0.0m (0)	2:36.00	29.30s	28.70s
2	DEEORSE	2	6.5m	4.1m (0)	4.4m (0)	2:36.49	29.32s	28.87s
11	OCTOBER REIGN	3	7.2m	12.1m (2)	4.5m (2)	2:36.54	28.74s	28.92s
12	CARRERA MACH	4	7.3m	16.5m (0)	13.9m (0)	2:36.55	29.10s	28.25s
8	MY ULTIMATE BAXTER	5	7.4m	11.5m (1)	8.4m (2)	2:36.56	29.06s	28.65s
10	INFINITE SIGN	6	11.0m	12.4m (0)	10.0m (1)	2:36.83	29.12s	28.81s
1	DONTBESILLYCHILLI	7	11.0m	8.2m (0)	8.1m (0)	2:36.83	29.28s	28.95s
4	BETTOR MOVE ALONG	8	14.2m	7.1m (1)	6.4m (1)	2:37.07	29.24s	29.31s
6	RUBINS PLIGHT	9	15.7m	15.7m (1)	12.5m (2)	2:37.18	29.06s	28.98s
9	ALTA RHETT	10	17.2m	16.2m (2)	8.7m (3)	2:37.30	28.75s	29.37s
5	BENJI	11	20.7m	3.3m (1)	2.8m (1)	2:37.56	29.26s	30.06s

## Finish Position and metres gained

First Arrow shows distance gain/loss from 2nd Qtr to 3rd Qtr, Second Arrow shows distance gain/loss from 3rd Qtr to Finish  
Blue arrow indicates best gain in these quarters.



800

Visual positions in race at 2nd Quarter



400

Visual positions in race at 3rd Quarter



# Gloucester Park Race 3 Distance 2130m

Friday, 5 July 2024


Gross Time: 2:34.80 MileRate: 1:57.00 LeadTime: 36.70s First Qtr: 30.80s Second Qtr: 29.00s Third Qtr: 28.70s Fourth Qtr: 29.60s

DATA TABLE: 800 / 400 Posi's are position from leader and (how wide the horse was at that position)

No	Horse	Plc	Mar	800 Posi	400 Posi	Time	3rd Qtr	4th Qt
12	THREE RUMOURS	1	0.0m	1.1m (1)	1.1m (1)	2:34.80	28.70s	29.52s
3	STORMYSKYES	2	1.1m	0.0m (0)	0.0m (0)	2:34.89	28.70s	29.69s
11	PAROQUET	3	1.7m	13.7m (1)	10.6m (2)	2:34.93	28.49s	28.96s
8	BEYOND THE SEA	4	2.2m	17.7m (1)	11.4m (3)	2:34.97	28.26s	28.95s
9	LITTLE DARLING	5	4.3m	22.4m (0)	16.1m (3)	2:35.13	28.27s	28.77s
6	WALL STREET GIRL	6	6.9m	18.2m (0)	16.1m (2)	2:35.34	28.56s	28.97s
4	BRULEE	7	9.5m	13.2m (0)	14.6m (0)	2:35.54	28.82s	29.28s
2	SWEET VIVIENNE	8	10.9m	9.8m (1)	12.7m (1)	2:35.65	28.92s	29.52s
5	EYE BETTER	9	11.1m	27.5m (0)	20.5m (1)	2:35.66	28.22s	28.98s
7	SOVRANA	10	11.9m	5.9m (1)	8.3m (1)	2:35.72	28.88s	29.92s
10	LADY PRIMA DONNA	11	16.0m	9.0m (0)	10.8m (0)	2:36.04	28.84s	30.06s
1	FLAMETREE	12	22.4m	5.1m (0)	6.6m (0)	2:36.54	28.82s	30.86s

## Finish Position and metres gained

First Arrow shows distance gain/loss from 2nd Qtr to 3rd Qtr, Second Arrow shows distance gain/loss from 3rd Qtr to Finish  
Blue arrow indicates best gain in these quarters.



800

Visual positions in race at 2nd Quarter



400

Visual positions in race at 3rd Quarter



# Gloucester Park Race 4 Distance 2130m

Friday, 5 July 2024

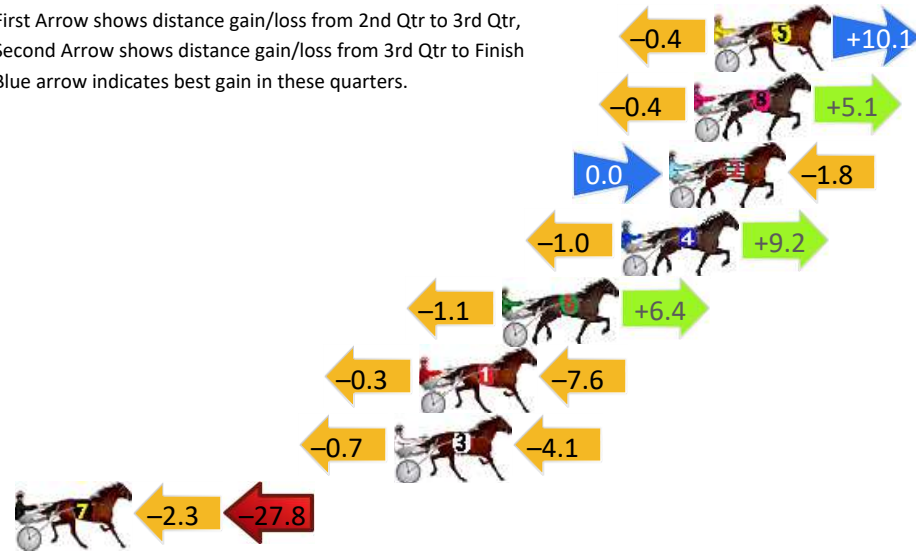
Gross Time: 2:33.70 MileRate: 1:56.10 LeadTime: 36.80s First Qtr: 29.90s Second Qtr: 29.50s Third Qtr: 29.20s Fourth Qtr: 28.30s

DATA TABLE: 800 / 400 Posi's are position from leader and (how wide the horse was at that position)

No	Horse	Plc	Mar	800 Posi	400 Posi	Time	3rd Qtr	4th Qt
5	THE MIKI TAKER	1	0.0m	9.7m (1)	10.1m (1)	2:33.70	29.22s	27.58s
8	MIGHTY CONQUEROR	2	0.8m	5.5m (1)	5.9m (2)	2:33.76	29.22s	27.94s
2	HAMPTON BANNER	3	1.8m	0.0m (0)	0.0m (0)	2:33.83	29.20s	28.43s
4	ARMA EINSTEIN	4	3.7m	11.9m (0)	12.9m (0)	2:33.98	29.26s	27.66s
6	STREET HAWK	5	8.5m	13.8m (1)	14.9m (1)	2:34.33	29.26s	27.87s
1	HILLVIEW BONDI	6	11.8m	3.9m (0)	4.2m (0)	2:34.58	29.22s	28.88s
3	WHILE THEY PRAY	7	12.8m	8.0m (0)	8.7m (0)	2:34.65	29.24s	28.63s
7	JETT STAR	8	31.5m	1.4m (1)	3.7m (1)	2:36.04	29.36s	30.38s

## Finish Position and metres gained

First Arrow shows distance gain/loss from 2nd Qtr to 3rd Qtr, Second Arrow shows distance gain/loss from 3rd Qtr to Finish  
Blue arrow indicates best gain in these quarters.



8  
0  
0

Visual positions in race at 2nd Quarter



4  
0  
0

Visual positions in race at 3rd Quarter





# Gloucester Park Race 5 Distance 2130m

Friday, 5 July 2024


Gross Time: 2:34.90 MileRate: 1:57.00 LeadTime: 36.30s First Qtr: 31.00s Second Qtr: 30.20s Third Qtr: 28.40s Fourth Qtr: 29.00s

DATA TABLE: 800 / 400 Posi's are position from leader and (how wide the horse was at that position)

No	Horse	Plc	Mar	800 Posi	400 Posi	Time	3rd Qtr	4th Qt
9	WHATARETHEODDS	1	0.0m	18.7m (1)	19.4m (2)	2:34.90	28.46s	27.62s
12	ALL IS WELL	2	2.2m	15.6m (2)	15.2m (2)	2:35.07	28.38s	28.08s
11	CROWD CONTROL	3	2.4m	10.5m (2)	10.7m (2)	2:35.08	28.42s	28.42s
7	ARMA XFACTOR	4	6.2m	1.7m (1)	1.7m (1)	2:35.37	28.40s	29.35s
1	LOUCID DREAMS	5	7.0m	4.3m (0)	4.5m (0)	2:35.43	28.42s	29.21s
10	CALLMEWHATUWAN T	6	7.3m	13.3m (0)	12.9m (0)	2:35.46	28.38s	28.64s
8	MAGNUS VICTOR	7	11.0m	6.0m (2)	6.5m (1)	2:35.74	28.44s	29.37s
5	DARDY BOY	8	11.8m	8.5m (0)	8.4m (0)	2:35.80	28.40s	29.30s
4	WHOS THE DAD	9	13.7m	14.7m (1)	18.8m (0)	2:35.94	28.70s	28.70s
2	PAUL EDWARD	10	21.5m	0.0m (0)	0.0m (0)	2:36.54	28.40s	30.64s
6	TANTABIDDI	11	50.3m	10.2m (1)	17.7m (1)	2:38.73	28.94s	31.57s
3	INSTA GATOR	12	72.9m	6.0m (1)	12.9m (1)	2:40.45	28.90s	33.63s

## Finish Position and metres gained

First Arrow shows distance gain/loss from 2nd Qtr to 3rd Qtr, Second Arrow shows distance gain/loss from 3rd Qtr to Finish  
Blue arrow indicates best gain in these quarters.



800

Visual positions in race at 2nd Quarter



400

Visual positions in race at 3rd Quarter



# Gloucester Park Race 6 Distance 2130m

Friday, 5 July 2024


Gross Time: 2:36.10 MileRate: 1:57.90 LeadTime: 36.80s First Qtr: 31.20s Second Qtr: 29.90s Third Qtr: 29.00s Fourth Qtr: 29.20s

DATA TABLE: 800 / 400 Posi's are position from leader and (how wide the horse was at that position)

No	Horse	Plc	Mar	800 Posi	400 Posi	Time	3rd Qtr	4th Qt
11	ROCK ME OVER	1	0.0m	8.6m (0)	6.7m (1)	2:36.10	28.86s	28.72s
8	LORD TITANIUM	2	5.0m	3.9m (1)	3.4m (2)	2:36.48	28.96s	29.34s
7	SOUND WAVE	3	7.1m	11.9m (1)	7.0m (3)	2:36.64	28.65s	29.24s
1	MEDIEVAL MAN	4	8.0m	0.6m (0)	0.0m (0)	2:36.71	28.96s	29.81s
4	PIVOTAL	5	10.8m	12.8m (0)	10.0m (0)	2:36.93	28.80s	29.31s
9	HOLY HECKA	6	14.3m	15.8m (1)	10.8m (3)	2:37.20	28.64s	29.51s
5	TUX AND TAILS	7	15.0m	8.1m (1)	7.3m (2)	2:37.25	28.94s	29.82s
6	LAMANDIER	8	17.9m	19.7m (1)	12.8m (4)	2:37.47	28.51s	29.64s
2	RASCAL	9	54.6m	0.0m (1)	0.9m (1)	2:40.28	29.06s	33.32s
10	MAJOR FREEWAY	10	55.3m	4.7m (0)	4.7m (0)	2:40.34	29.00s	33.10s

## Finish Position and metres gained

First Arrow shows distance gain/loss from 2nd Qtr to 3rd Qtr, Second Arrow shows distance gain/loss from 3rd Qtr to Finish  
Blue arrow indicates best gain in these quarters.



800

Visual positions in race at 2nd Quarter



400

Visual positions in race at 3rd Quarter



# Gloucester Park Race 7 Distance 2130m

Friday, 5 July 2024


Gross Time: 2:34.40 MileRate: 1:56.70 LeadTime: 36.80s First Qtr: 30.80s Second Qtr: 30.10s Third Qtr: 28.50s Fourth Qtr: 28.20s

DATA TABLE: 800 / 400 Posi's are position from leader and (how wide the horse was at that position)

NoHorse	Plc	Mar	800 Posi	400 Posi	Time	3rd Qtr	4th Qt
2 CONEY ISLAND LOU	1	0.0m	0.0m (0)	0.0m (0)	2:34.40	28.50s	28.20s
3 SORRIDERE	2	2.6m	6.5m (1)	2.9m (1)	2:34.59	28.24s	28.19s
9 MONTANA D J	3	4.7m	2.3m (1)	6.8m (1)	2:34.75	28.82s	28.07s
10 BELLEZZA NERA	4	5.0m	8.5m (0)	9.4m (0)	2:34.77	28.56s	27.91s
11 CUT N RUN	5	8.8m	10.7m (1)	12.0m (1)	2:35.05	28.58s	28.01s
5 MAUNGATAHI	6	10.2m	12.1m (0)	13.1m (0)	2:35.16	28.56s	28.04s
4 HIGH PRICE	7	13.2m	14.7m (1)	15.6m (1)	2:35.38	28.56s	28.08s
1 YA BETTOR FOLLOWME	8	19.6m	4.2m (0)	4.8m (0)	2:35.85	28.54s	29.31s
7 GOLD HORSESHOE	9	26.9m	16.7m (2)	16.0m (2)	2:36.39	28.44s	29.07s
8 AMERICAN MONARCH	10	28.4m	16.4m (0)	18.7m (0)	2:36.50	28.66s	28.98s
6 ME FLASH	11	43.3m	11.3m (2)	9.7m (2)	2:37.61	28.38s	30.72s

## Finish Position and metres gained

First Arrow shows distance gain/loss from 2nd Qtr to 3rd Qtr, Second Arrow shows distance gain/loss from 3rd Qtr to Finish  
Blue arrow indicates best gain in these quarters.



800

Visual positions in race at 2nd Quarter



400

Visual positions in race at 3rd Quarter





# Gloucester Park Race 8 Distance 2130m

Friday, 5 July 2024

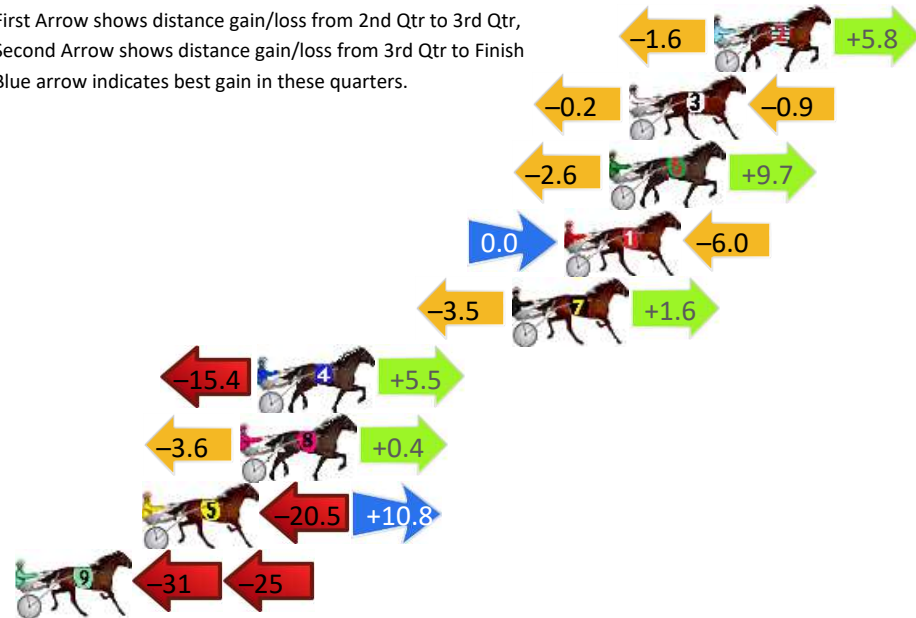
Gross Time: 2:37.40 MileRate: 1:58.90 LeadTime: 37.50s First Qtr: 30.90s Second Qtr: 30.80s Third Qtr: 28.60s Fourth Qtr: 29.60s

DATA TABLE: 800 / 400 Posi's are position from leader and (how wide the horse was at that position)

No	Horse	Plc	Mar	800 Posi	400 Posi	Time	3rd Qtr	4th Qt
2	ARIONROCK	1	0.0m	4.2m (0)	5.8m (0)	2:37.40	28.72s	29.18s
3	WORLDS ABOVE	2	3.4m	2.3m (1)	2.5m (1)	2:37.66	28.62s	29.68s
6	MAXIMUM ROCK	3	4.2m	11.3m (1)	13.9m (1)	2:37.73	28.80s	28.92s
1	ROCKIN LE MONDE	4	6.0m	0.0m (0)	0.0m (0)	2:37.87	28.60s	30.07s
7	INFINITE MERIT	5	8.1m	6.2m (1)	9.7m (1)	2:38.03	28.86s	29.53s
4	HOT ROCKEFELLER	6	18.3m	8.4m (0)	23.8m (0)	2:38.82	29.72s	29.30s
8	PERFECT MOVE	7	19.0m	15.8m (1)	19.4m (1)	2:38.87	28.88s	29.67s
5	OURFIRSTIMPRESSIO N	8	22.9m	13.2m (0)	33.7m (0)	2:39.18	30.10s	28.94s
9	STAR OF THE GALAXY	9	73.2m	17.7m (0)	48.4m (0)	2:43.08	30.84s	31.78s

## Finish Position and metres gained

First Arrow shows distance gain/loss from 2nd Qtr to 3rd Qtr, Second Arrow shows distance gain/loss from 3rd Qtr to Finish  
Blue arrow indicates best gain in these quarters.



800

Visual positions in race at 2nd Quarter



400

Visual positions in race at 3rd Quarter





# Gloucester Park Race 9 Distance 2130m

Friday, 5 July 2024


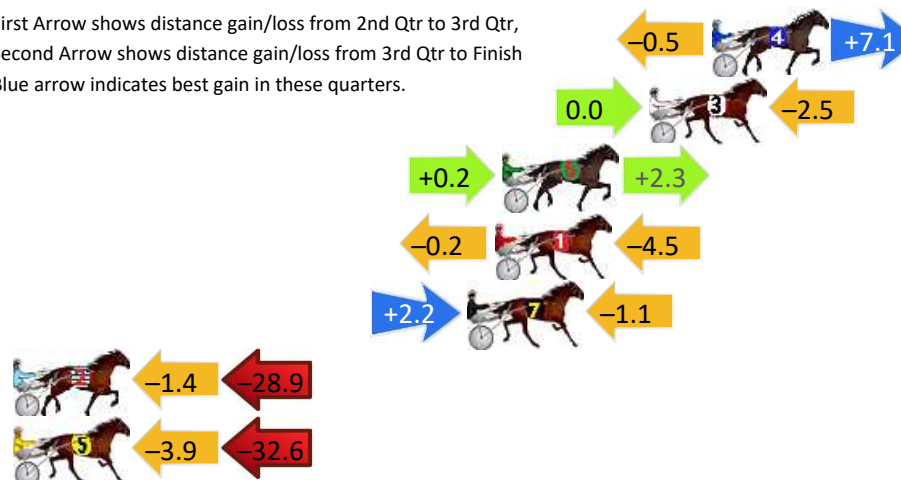
Gross Time: 2:39.80 MileRate: 2:00.70 LeadTime: 39.40s First Qtr: 32.70s Second Qtr: 30.50s Third Qtr: 28.20s Fourth Qtr: 29.00s

DATA TABLE: 800 / 400 Posi's are position from leader and (how wide the horse was at that position)

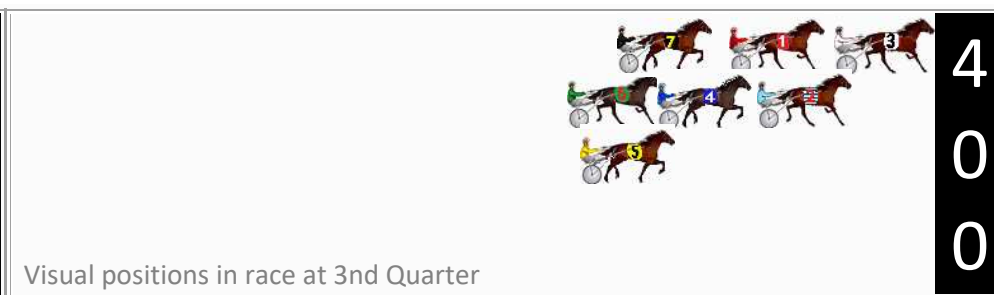
No	Horse	Plc	Mar	800 Posi	400 Posi	Time	3rd Qtr	4th Qt
4	WORLD SECRET	1	0.0m	6.6m (1)	7.1m (1)	2:39.80	28.24s	28.50s
3	RELATIVELY ARMA	2	2.5m	0.0m (0)	0.0m (0)	2:39.99	28.20s	29.19s
6	PUSHBUTTON ROCK	3	8.4m	10.9m (1)	10.7m (1)	2:40.44	28.20s	28.88s
1	DEKLA DIVA	4	8.7m	4.0m (0)	4.2m (0)	2:40.46	28.22s	29.36s
7	STELLAR EDITION	5	9.8m	10.9m (0)	8.7m (0)	2:40.55	28.06s	29.13s
2	MANEA	6	32.0m	1.7m (1)	3.1m (1)	2:42.24	28.30s	31.21s
5	I CROSS MY HEART	7	42.8m	6.3m (2)	10.2m (2)	2:43.06	28.48s	31.53s

## Finish Position and metres gained

First Arrow shows distance gain/loss from 2nd Qtr to 3rd Qtr, Second Arrow shows distance gain/loss from 3rd Qtr to Finish  
Blue arrow indicates best gain in these quarters.



Visual positions in race at 2nd Quarter



Visual positions in race at 3rd Quarter



# Gloucester Park Race 10 Distance 2536m

Friday, 5 July 2024

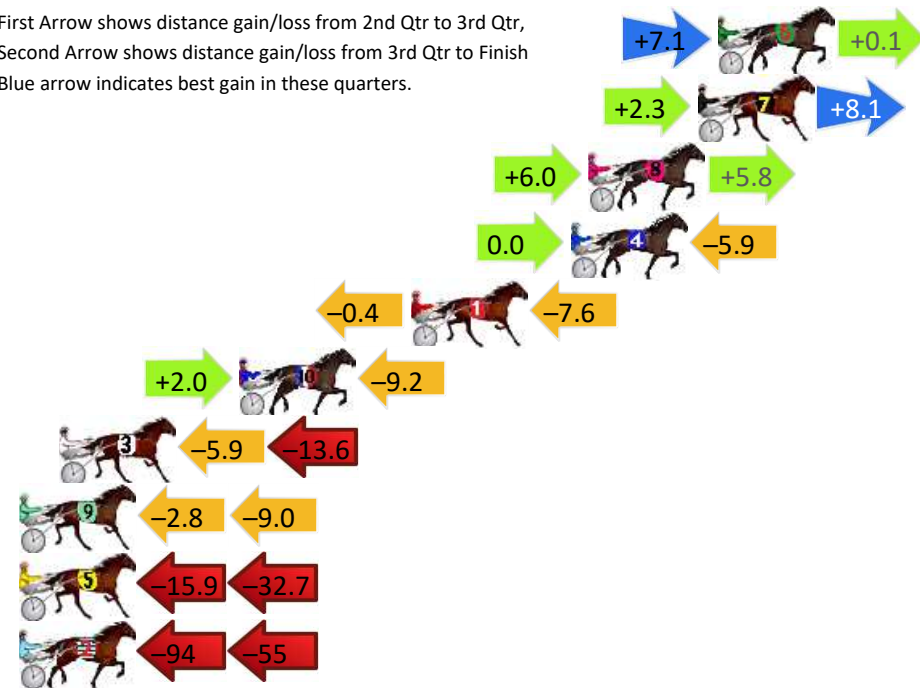
Gross Time: 3:11.80 MileRate: 2:01.70 LeadTime: 68.80s First Qtr: 31.10s Second Qtr: 30.30s Third Qtr: 30.40s Fourth Qtr: 31.20s

DATA TABLE: 800 / 400 Posi's are position from leader and (how wide the horse was at that position)

No	Horse	Plc	Mar	800 Posi	400 Posi	Time	3rd Qtr	4th Qt
6	OUR MAESTOSO	1	0.0m	7.2m (2)	0.1m (1)	3:11.80	29.86s	31.20s
7	DARK SECRET	2	0.8m	11.2m (0)	8.9m (1)	3:11.87	30.24s	30.58s
8	LUVAFLAIR	3	5.2m	17.0m (2)	11.0m (0)	3:12.22	29.96s	30.78s
4	LINE THE STARZZZ	4	5.9m	0.0m (0)	0.0m (0)	3:12.28	30.40s	31.68s
1	CHUMANI	5	12.3m	4.3m (0)	4.7m (0)	3:12.80	30.44s	31.84s
10	THATS NOT MY GAIT	6	19.2m	12.0m (2)	10.0m (3)	3:13.37	30.27s	32.00s
3	NICKYS SON	7	26.4m	6.9m (1)	12.8m (2)	3:13.95	30.86s	32.37s
9	BEEFOUR BACARDI	8	31.2m	19.4m (0)	22.2m (0)	3:14.34	30.64s	32.04s
5	ALDEBARAN SUNDOWN	9	49.4m	0.8m (1)	16.7m (0)	3:15.83	31.62s	33.95s
2	ABUNDANCE	10	161.9m	13.3m (1)	106.9m (1)	3:25.01	37.58s	36.22s


## Finish Position and metres gained

First Arrow shows distance gain/loss from 2nd Qtr to 3rd Qtr, Second Arrow shows distance gain/loss from 3rd Qtr to Finish  
Blue arrow indicates best gain in these quarters.



800

Visual positions in race at 2nd Quarter



400

Visual positions in race at 3rd Quarter



# Gloucester Park Race 11 Distance 1730m

Friday, 5 July 2024

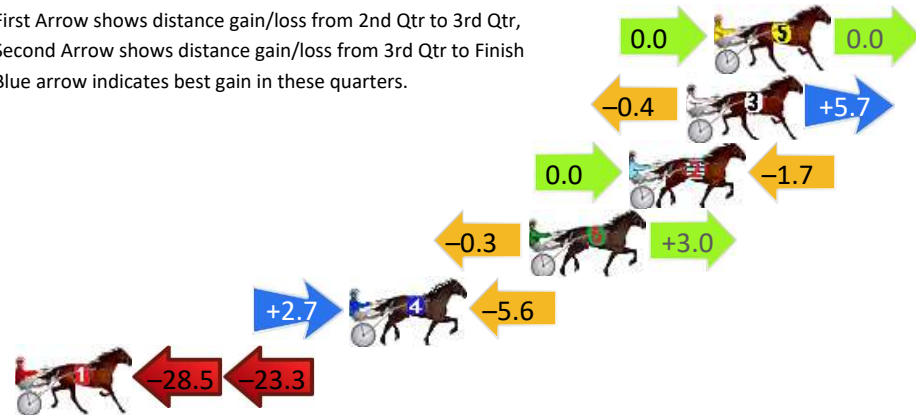
Gross Time: 2:06.30 MileRate: 1:57.50 LeadTime: 7.60s First Qtr: 30.60s Second Qtr: 30.80s Third Qtr: 28.80s Fourth Qtr: 28.50s

DATA TABLE: 800 / 400 Posi's are position from leader and (how wide the horse was at that position)

NoHorse	Plc	Mar	800 Posi	400 Posi	Time	3rd Qtr	4th Qt
5 RUBY LOU	1	0.0m	0.0m (0)	0.0m (0)	2:06.30	28.80s	28.50s
3 JAXS IDEAL	2	1.1m	6.4m (0)	6.8m (1)	2:06.38	28.82s	28.10s
2 RUBY LOVERA	3	3.4m	1.7m (1)	1.7m (1)	2:06.55	28.80s	28.63s
6 ISEEUBABY	4	7.4m	10.1m (1)	10.4m (1)	2:06.85	28.82s	28.31s
4 MONEY WELL SPENT	5	14.6m	11.7m (0)	9.0m (0)	2:07.39	28.60s	28.95s
1 WICKED LOVER	6	69.1m	17.3m (0)	45.8m (0)	2:11.47	30.82s	30.41s


## Finish Position and metres gained

First Arrow shows distance gain/loss from 2nd Qtr to 3rd Qtr, Second Arrow shows distance gain/loss from 3rd Qtr to Finish. Blue arrow indicates best gain in these quarters.



8  
0  
0

Visual positions in race at 2nd Quarter



4  
0  
0

Visual positions in race at 3rd Quarter

