

Gloucester Park Race 1 Distance 2130m

Tuesday, 2 July 2024

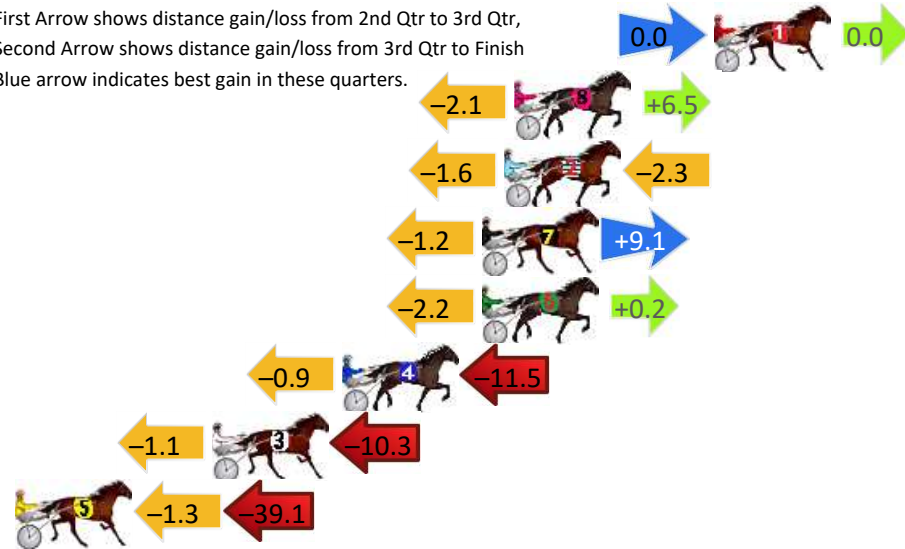
Gross Time: 2:37.10 MileRate: 1:58.70 LeadTime: 38.50s First Qtr: 31.20s Second Qtr: 29.60s Third Qtr: 28.60s Fourth Qtr: 29.20s

DATA TABLE: 800 / 400 Posi's are position from leader and (how wide the horse was at that position)

No	Horse	Plc	Mar	800 Posi	400 Posi	Time	3rd Qtr	4th Qt
1	FRISKY STYX	1	0.0m	0.0m (0)	0.0m (0)	2:37.10	28.60s	29.20s
8	AMERICAN BULLITT	2	8.0m	12.4m (1)	14.5m (1)	2:37.71	28.76s	28.77s
2	RAKERO RAIDER	3	8.4m	4.5m (0)	6.1m (0)	2:37.74	28.72s	29.40s
7	TUBBS FARQUHAR	4	9.3m	17.2m (0)	18.4m (0)	2:37.81	28.70s	28.59s
6	HENGHENG	5	9.3m	7.3m (1)	9.5m (1)	2:37.81	28.76s	29.23s
4	NAME IN LIGHTS	6	14.9m	2.5m (1)	3.4m (1)	2:38.24	28.66s	30.10s
3	TORREVEAN AMY	7	20.1m	8.7m (0)	9.8m (0)	2:38.64	28.68s	30.04s
5	ROCKIN RUFUS	8	53.3m	12.9m (0)	14.2m (0)	2:41.18	28.70s	32.26s

Finish Position and metres gained

First Arrow shows distance gain/loss from 2nd Qtr to 3rd Qtr, Second Arrow shows distance gain/loss from 3rd Qtr to Finish
Blue arrow indicates best gain in these quarters.



8
0
0

Visual positions in race at 2nd Quarter



4
0
0

Visual positions in race at 3rd Quarter



Gloucester Park Race 2 Distance 2130m

Tuesday, 2 July 2024


Gross Time: 2:40.60 MileRate: 2:01.40 LeadTime: 38.30s First Qtr: 32.60s Second Qtr: 31.70s Third Qtr: 29.70s Fourth Qtr: 28.30s

DATA TABLE: 800 / 400 Posi's are position from leader and (how wide the horse was at that position)

No	Horse	Plc	Mar	800 Posi	400 Posi	Time	3rd Qtr	4th Qt
2	CANDY APPLE	1	0.0m	0.0m (0)	0.0m (0)	2:40.60	29.70s	28.30s
1	TORREVEAN PINKY	2	0.4m	4.3m (0)	3.6m (0)	2:40.63	29.64s	28.07s
10	JUST ALL STYLE	3	3.8m	8.4m (0)	7.5m (0)	2:40.88	29.62s	28.04s
4	SHES A DACTYL	4	16.0m	12.7m (0)	13.0m (0)	2:41.79	29.70s	28.55s
7	SYNCOPATION	5	17.7m	11.4m (1)	5.3m (1)	2:41.92	29.24s	29.23s
5	CARMELA DOMENICA	6	19.3m	16.0m (1)	8.7m (2)	2:42.04	29.15s	29.11s
6	IDEAL IVANA	7	21.1m	21.4m (0)	17.8m (1)	2:42.17	29.40s	28.59s
8	DANNIKA	8	29.7m	17.1m (0)	20.8m (0)	2:42.81	29.94s	29.01s
3	EILEENMAY	9	31.7m	7.3m (1)	13.9m (2)	2:42.96	30.16s	29.66s
9	SWEET SUZI	10	56.8m	2.7m (1)	10.0m (1)	2:44.82	30.22s	31.80s

Finish Position and metres gained

First Arrow shows distance gain/loss from 2nd Qtr to 3rd Qtr, Second Arrow shows distance gain/loss from 3rd Qtr to Finish
Blue arrow indicates best gain in these quarters.



800

Visual positions in race at 2nd Quarter



400

Visual positions in race at 3rd Quarter



Gloucester Park Race 3 Distance 2536m

Tuesday, 2 July 2024


Gross Time: 3:08.20 MileRate: 1:59.50 LeadTime: 68.10s First Qtr: 29.20s Second Qtr: 30.10s Third Qtr: 30.70s Fourth Qtr: 30.10s

DATA TABLE: 800 / 400 Posi's are position from leader and (how wide the horse was at that position)

No	Horse	Plc	Mar	800 Posi	400 Posi	Time	3rd Qtr	4th Qt
6	BEYOND BLING	1	0.0m	17.7m (1)	7.2m (2)	3:08.20	29.92s	29.56s
11	MY LITTLE BIG MAN	2	16.8m	8.0m (0)	17.2m (0)	3:09.52	31.40s	30.13s
5	JOHNNY LOMBO	3	17.6m	0.0m (1)	0.0m (0)	3:09.59	30.70s	31.49s
9	CAVALRY CALL	4	17.8m	12.8m (2)	3.5m (1)	3:09.60	30.00s	31.24s
3	DOCTOR STEVE	5	20.7m	9.1m (1)	11.5m (3)	3:09.83	30.89s	30.87s
10	MAKE IT QUICK	6	21.4m	4.0m (0)	12.7m (1)	3:09.89	31.36s	30.83s
2	TEPELO STAR	7	25.9m	11.8m (0)	22.2m (1)	3:10.24	31.50s	30.46s
8	ONE FOR DAVE ANDME	8	32.7m	16.3m (0)	21.7m (0)	3:10.78	31.12s	31.04s
1	IL BANDITO	9	61.5m	0.3m (0)	10.0m (0)	3:13.05	31.44s	34.19s
7	ACOLTNAME DSU	10	64.3m	4.8m (1)	14.5m (2)	3:13.27	31.44s	34.07s
4	IDEAL SECRET	11	69.6m	13.1m (1)	21.7m (2)	3:13.69	31.36s	33.94s

Finish Position and metres gained

First Arrow shows distance gain/loss from 2nd Qtr to 3rd Qtr, Second Arrow shows distance gain/loss from 3rd Qtr to Finish
Blue arrow indicates best gain in these quarters



800

Visual positions in race at 2nd Quarter



400

Visual positions in race at 3rd Quarter



Powered by



Harness Analyser

Sectional Analysis Software

Not just form | Free Trial

www.facebook.com/PJHarnessRacing



RISE Digital, Harness Racing Australia nor the provider accepts any responsibility for the completeness or accuracy of any of the information contained herein, and makes no representations about its suitability for any particular purpose. Users should make their own judgements about those matters and/or seek independent advice. You assume all risks associated with use of data provided on this page

Gloucester Park Race 4 Distance 2536m

Tuesday, 2 July 2024


Gross Time: 3:12.60 MileRate: 2:02.20 LeadTime: 71.20s First Qtr: 31.70s Second Qtr: 31.20s Third Qtr: 29.40s Fourth Qtr: 29.10s

DATA TABLE: 800 / 400 Posi's are position from leader and (how wide the horse was at that position)

NoHorse	Plc	Mar	800 Posi	400 Posi	Time	3rd Qtr	4th Qt	
1	QUINTON	1	0.0m	0.0m (0)	0.0m (0)	3:12.60	29.40s	29.10s
10	LUKE ATTACK	2	4.7m	4.1m (0)	4.1m (0)	3:12.96	29.40s	29.16s
5	MAJOR CORRIDA	3	9.2m	14.0m (1)	11.6m (1)	3:13.30	29.22s	28.96s
6	SIDSTREPO	4	11.5m	7.9m (2)	2.8m (2)	3:13.48	29.02s	29.77s
11	GOTA GOOD WARHOL	5	12.3m	8.2m (0)	8.5m (0)	3:13.54	29.42s	29.42s
4	DARK EYES	6	14.4m	6.0m (1)	6.9m (1)	3:13.70	29.46s	29.70s
9	TRIROYALE BRIGADE	7	17.1m	2.2m (1)	2.8m (1)	3:13.91	29.44s	30.20s
3	SOHO CONFIDENTIAL	8	17.4m	9.9m (1)	7.5m (2)	3:13.93	29.22s	29.88s
7	CRACKA TINNY	9	18.4m	16.2m (0)	11.9m (2)	3:14.00	29.08s	29.64s
8	BALTIC ACE	10	19.4m	12.1m (0)	12.7m (0)	3:14.08	29.44s	29.66s

Finish Position and metres gained

First Arrow shows distance gain/loss from 2nd Qtr to 3rd Qtr, Second Arrow shows distance gain/loss from 3rd Qtr to Finish
Blue arrow indicates best gain in these quarters.



800

Visual positions in race at 2nd Quarter



400

Visual positions in race at 3rd Quarter



Gloucester Park Race 5 Distance 2130m

Tuesday, 2 July 2024


Gross Time: 2:37.80 MileRate: 1:59.20 LeadTime: 37.40s First Qtr: 31.10s Second Qtr: 30.90s Third Qtr: 28.80s Fourth Qtr: 29.60s

DATA TABLE: 800 / 400 Posi's are position from leader and (how wide the horse was at that position)

No	Horse	Plc	Mar	800 Posi	400 Posi	Time	3rd Qtr	4th Qt
1	MAKE YOUR MARK	1	0.0m	0.0m (0)	0.0m (0)	2:37.80	28.80s	29.60s
4	ADORE ME SOME MORE	2	0.5m	7.0m (1)	6.4m (1)	2:37.84	28.76s	29.18s
5	ARTISTIC SCRIBE	3	1.3m	2.8m (1)	1.7m (1)	2:37.90	28.72s	29.58s
10	JOLTED CHARM	4	4.4m	3.9m (0)	4.1m (0)	2:38.14	28.82s	29.64s
6	GOODEALEHMADDIE	5	5.0m	18.7m (2)	16.3m (2)	2:38.19	28.64s	28.80s
11	SEAGRASS	6	5.3m	8.7m (0)	8.3m (0)	2:38.21	28.78s	29.41s
2	MISS SHAHJA	7	8.5m	15.4m (1)	14.9m (1)	2:38.46	28.78s	29.18s
8	LADY VALASCA	8	9.7m	21.8m (1)	19.0m (1)	2:38.55	28.62s	28.97s
12	CHAMBRAY	9	10.0m	14.8m (2)	12.7m (2)	2:38.58	28.66s	29.45s
3	JADES FORTUNE	10	10.0m	13.4m (0)	13.2m (0)	2:38.58	28.80s	29.42s
7	COURAGE OF LOMBO	11	10.6m	11.5m (1)	11.1m (1)	2:38.62	28.78s	29.62s
9	MALAKIE	12	13.4m	18.7m (0)	17.9m (0)	2:38.84	28.76s	29.34s

Finish Position and metres gained

First Arrow shows distance gain/loss from 2nd Qtr to 3rd Qtr, Second Arrow shows distance gain/loss from 3rd Qtr to Finish
Blue arrow indicates best gain in these quarters.



800

Visual positions in race at 2nd Quarter



400

Visual positions in race at 3rd Quarter



Sectional Analysis Software
Not just form | Free Trial



RISE Digital, Harness Racing Australia nor the provider accepts any responsibility for the completeness or accuracy of any of the information contained herein, and makes no representations about its suitability for any particular purpose. Users should make their own judgements about those matters and/or seek independent advice. You assume all risks associated with use of data provided on this page

www.facebook.com/PJHarnessRacing

Gloucester Park Race 6 Distance 2130m

Tuesday, 2 July 2024



Gross Time: 2:39.70 MileRate: 2:00.60 LeadTime: 38.70s First Qtr: 31.10s Second Qtr: 30.50s Third Qtr: 29.40s Fourth Qtr: 30.00s

DATA TABLE: 800 / 400 Posi's are position from leader and (how wide the horse was at that position)

No	Horse	Plc	Mar	800 Posi	400 Posi	Time	3rd Qtr	4th Qt
5	LETS ROCK TONIGHT	1	0.0m	0.8m (1)	0.0m (1)	2:39.70	29.34s	30.00s
2	YOUR GRACE	2	0.4m	12.6m (1)	7.9m (2)	2:39.73	29.06s	29.45s
4	DONT GOIN THEWATER	3	4.1m	4.7m (1)	3.8m (1)	2:40.02	29.34s	30.04s
11	THE LIGHTNING STRIKE	4	5.0m	8.2m (0)	8.7m (0)	2:40.09	29.44s	29.75s
1	TRITTRITTBANGBANG	5	7.3m	0.0m (0)	0.3m (0)	2:40.27	29.42s	30.56s
12	KARAOKE STAR	6	8.9m	12.9m (0)	13.6m (1)	2:40.40	29.46s	29.70s
10	DWAYNE	7	12.5m	4.4m (0)	4.9m (0)	2:40.68	29.44s	30.62s
9	EUSTON FLYER	8	14.2m	21.1m (0)	18.9m (2)	2:40.82	29.26s	29.72s
7	IMMACHULATE	9	14.5m	16.4m (1)	13.9m (2)	2:40.84	29.22s	30.12s
6	SWEETEST THING	10	14.6m	17.0m (0)	14.6m (0)	2:40.85	29.24s	30.07s
8	ELLIEGOZOOM	11	27.7m	21.1m (1)	20.1m (3)	2:41.88	29.34s	30.70s
3	TELKEM JAY	12	61.2m	8.8m (1)	8.4m (1)	2:44.51	29.38s	34.19s

Finish Position and metres gained

First Arrow shows distance gain/loss from 2nd Qtr to 3rd Qtr, Second Arrow shows distance gain/loss from 3rd Qtr to Finish
Blue arrow indicates best gain in these quarters.



800

Visual positions in race at 2nd Quarter



400

Visual positions in race at 3rd Quarter



Gloucester Park Race 7 Distance 2130m


Tuesday, 2 July 2024

Gross Time: 2:35.70 MileRate: 1:57.60 LeadTime: 36.60s First Qtr: 31.60s Second Qtr: 30.20s Third Qtr: 28.40s Fourth Qtr: 28.90s

DATA TABLE: 800 / 400 Posi's are position from leader and (how wide the horse was at that position)

No	Horse	Plc	Mar	800 Posi	400 Posi	Time	3rd Qtr	4th Qt
7	FIREROCKFIREROLL	1	0.0m	10.8m (1)	0.0m (2)	2:35.70	27.64s	28.90s
1	UNDER THE ALTA	2	9.2m	0.0m (0)	0.8m (0)	2:36.40	28.46s	29.54s
3	BLAZE COOPS	3	9.5m	4.5m (0)	5.9m (0)	2:36.42	28.50s	29.20s
8	MEDIEVAL MAN	4	15.3m	15.0m (1)	9.0m (2)	2:36.86	27.98s	29.42s
2	SHEHADI	5	15.3m	8.5m (0)	10.9m (0)	2:36.86	28.58s	29.28s
9	DISCO UNDER FIRE	6	16.7m	17.9m (0)	14.6m (2)	2:36.97	28.18s	29.13s
4	MAKE IT HAPPEN	7	17.9m	2.6m (1)	2.0m (1)	2:37.06	28.36s	30.12s
5	LITTLE BITOF FUN	8	18.5m	7.1m (1)	8.4m (1)	2:37.10	28.50s	29.70s
6	HOTFOOT IT	9	30.1m	13.3m (0)	16.5m (0)	2:37.98	28.64s	30.00s

Finish Position and metres gained



800

Visual positions in race at 2nd Quarter



400

Visual positions in race at 3rd Quarter

Gloucester Park Race 8 Distance 2130m

Tuesday, 2 July 2024

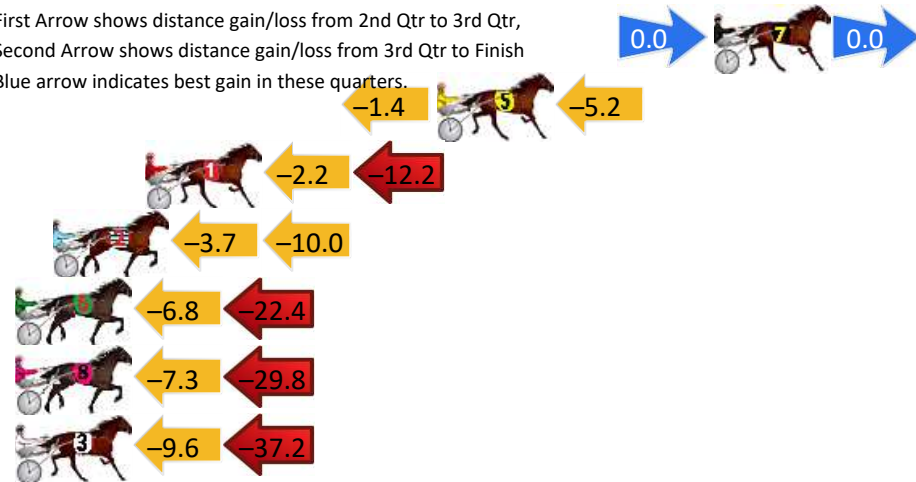
Gross Time: 2:38.40 MileRate: 1:59.70 LeadTime: 38.20s First Qtr: 31.50s Second Qtr: 31.20s Third Qtr: 28.90s Fourth Qtr: 28.60s

DATA TABLE: 800 / 400 Posi's are position from leader and (how wide the horse was at that position)

No	Horse	Plc	Mar	800 Posi	400 Posi	Time	3rd Qtr	4th Qt
7	MANDOWN	1	0.0m	0.0m (0)	0.0m (0)	2:38.40	28.90s	28.60s
5	ROCKABILITY	2	11.1m	4.5m (0)	5.9m (0)	2:39.23	29.00s	29.01s
1	VISITING HOURS	3	22.8m	8.4m (0)	10.6m (0)	2:40.11	29.06s	29.55s
2	VEEFORVICTORY	4	26.5m	12.8m (0)	16.5m (0)	2:40.39	29.16s	29.41s
6	BELLE LIVIA STAR	5	33.9m	4.7m (1)	11.5m (1)	2:40.95	29.38s	30.32s
8	ROAD STAR	6	46.6m	9.5m (1)	16.8m (1)	2:41.90	29.42s	30.90s
3	HEEZ TRUE BLUE	7	63.0m	16.2m (1)	25.8m (1)	2:43.13	29.58s	31.49s

Finish Position and metres gained

First Arrow shows distance gain/loss from 2nd Qtr to 3rd Qtr, Second Arrow shows distance gain/loss from 3rd Qtr to Finish
Blue arrow indicates best gain in these quarters.



800

Visual positions in race at 2nd Quarter



400

Visual positions in race at 3rd Quarter

Gloucester Park Race 9 Distance 2130m

Tuesday, 2 July 2024

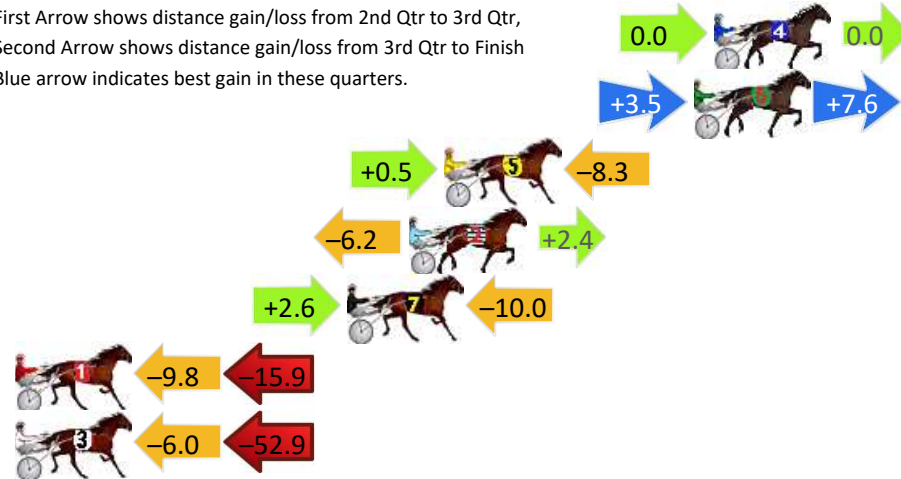
Gross Time: 2:38.70 MileRate: 1:59.90 LeadTime: 37.40s First Qtr: 31.10s Second Qtr: 30.60s Third Qtr: 29.80s Fourth Qtr: 29.80s

DATA TABLE: 800 / 400 Posi's are position from leader and (how wide the horse was at that position)

No	Horse	Plc	Mar	800 Posi	400 Posi	Time	3rd Qtr	4th Qt
4	NOBLE THORONDOR	1	0.0m	0.0m (0)	0.0m (0)	2:38.70	29.80s	29.80s
6	RUBY LOU	2	0.8m	11.9m (1)	8.4m (1)	2:38.76	29.54s	29.24s
5	LOUIE VEE	3	10.8m	3.0m (1)	2.5m (1)	2:39.54	29.76s	30.46s
2	SAVE ME	4	12.2m	8.4m (0)	14.6m (1)	2:39.65	30.26s	29.67s
7	THE BETTOR SIDE	5	14.7m	7.3m (1)	4.7m (2)	2:39.85	29.60s	30.60s
1	SHES ALL GO	6	38.9m	13.2m (0)	23.0m (0)	2:41.74	30.52s	31.14s
3	MYSTA MOON WALKER	7	63.2m	4.3m (0)	10.3m (0)	2:43.63	30.24s	33.97s

Finish Position and metres gained

First Arrow shows distance gain/loss from 2nd Qtr to 3rd Qtr, Second Arrow shows distance gain/loss from 3rd Qtr to Finish
Blue arrow indicates best gain in these quarters.



800

Visual positions in race at 2nd Quarter



400

Visual positions in race at 3rd Quarter



Gloucester Park Race 10 Distance 2130m

Tuesday, 2 July 2024


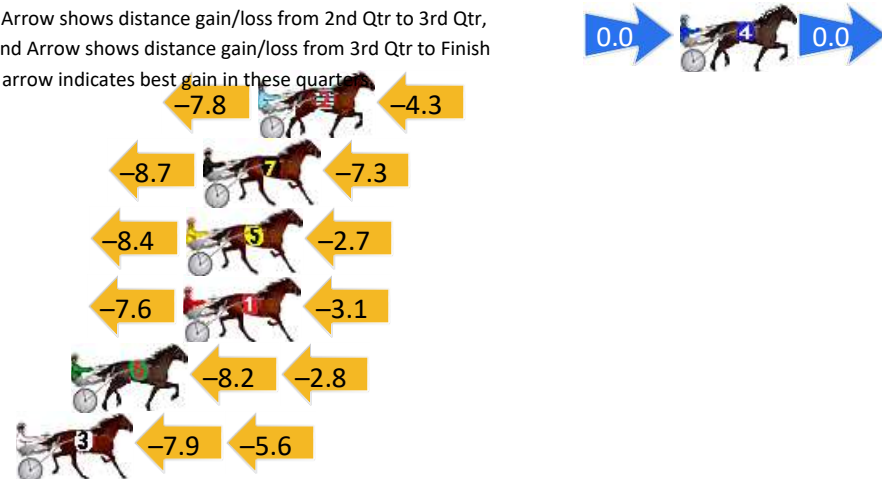
Gross Time: 2:37.10 MileRate: 1:58.70 LeadTime: 37.60s First Qtr: 31.70s Second Qtr: 30.30s Third Qtr: 28.80s Fourth Qtr: 28.70s

DATA TABLE: 800 / 400 Posi's are position from leader and (how wide the horse was at that position)


No	Horse	Plc	Mar	800 Posi	400 Posi	Time	3rd Qtr	4th Qt
4	BLACKROCK	1	0.0m	0.0m (0)	0.0m (0)	2:37.10	28.80s	28.70s
2	UNLUCKY	2	16.9m	4.8m (0)	12.6m (0)	2:38.37	29.36s	29.07s
7	ITS JUSTA SHOTAWAY	3	19.1m	3.1m (1)	11.8m (1)	2:38.54	29.42s	29.30s
5	THE MIGHTY WARRIOR	4	19.8m	8.7m (1)	17.1m (2)	2:38.59	29.40s	28.97s
1	SONIC CHIP	5	19.9m	9.2m (0)	16.8m (1)	2:38.60	29.34s	29.00s
6	COVERNOTE	6	24.4m	13.4m (1)	21.6m (2)	2:38.94	29.38s	29.00s
3	TORREVEAN VELOCE	7	26.6m	13.1m (0)	21.0m (1)	2:39.10	29.36s	29.20s

Finish Position and metres gained

First Arrow shows distance gain/loss from 2nd Qtr to 3rd Qtr, Second Arrow shows distance gain/loss from 3rd Qtr to Finish
Blue arrow indicates best gain in these quarters



Visual positions in race at 2nd Quarter



Visual positions in race at 3rd Quarter

